

BRASS AIR COCKS

AIR COCKS ARE FOR AIR SERVICE TO 100 PSI AT MODERATE TEMPERATURES.

AIR COCKS INDIVIDUALLY TESTED FOR HIGHER PRESSURES ARE AVAILABLE...CONSULT ERNST FLOW INDUSTRIES.

TEE HANDLE PLAIN

MODEL	NPT Connection
EFI 6	1/8"
EFI 7	1/4"
EFI 8*	3/8"


**These sizes have Hexagon Shoulders, others are as illustrated.*



LEVER HANDLE PLAIN

MODEL	NPT Connection
EFI 12	1/8"
EFI 13	1/4"
EFI 14*	3/8"
EFI 15*	1/2"


**These sizes have Hexagon Shoulders, others are as illustrated.*



TEE HANDLE DOUBLE MALE

HEXAGON SHOULDER

MODEL	NPT Connection
EFI 18	1/8"
EFI 19	1/4"
EFI 20	3/8"
EFI 21	1/2"



TEE HANDLE WITH BIBB

HEXAGON SHOULDER


MODEL	NPT Connection
EFI 26	1/8"
EFI 27	1/4"



LEVER HANDLE WITH BIBB


HEXAGON SHOULDER

MODEL	NPT Connection
EFI 29	1/8"
EFI 30	1/4"




TEE HANDLE MALE & FEMALE

MODEL	NPT Connection
EFI 40	1/8"
EFI 41	1/4"
EFI 42	3/8"
EFI 42A	1/2"




LEVER HANDLE DOUBLE FEMALE

MODEL	NPT Connection
EFI 44	1/4"
EFI 45	3/8"



LEVER HANDLE MALE & FEMALE


MODEL	NPT Connection
EFI 47	1/4"
EFI 48	3/8"



LEVER HANDLE MALE & FEMALE

HEXAGON SHOULDER

MODEL	NPT Connection
EFI 52	1/8"
EFI 53	1/4"
EFI 54	3/8"
EFI 54A	1/2"



TEE HANDLE DOUBLE FEMALE

HEXAGON SHOULDER

MODEL	NPT Connection
EFI 55	1/8"
EFI 56	1/4"
EFI 57A	1/2"



LEVER HANDLE DOUBLE FEMALE

HEXAGON SHOULDER

MODEL	NPT Connection
EFI 59	1/4"
EFI 60	3/8"



LEVER HANDLE

HEXAGON SHOULDER

MODEL	NPT Connection
EFI 63L	1/8"
EFI 64L	1/4"

