



# AV FURNITURE ACCESSORIES

<b>Integrated TV Mounts</b>	<b>68</b>
<b>Integrated Speakers</b>	<b>71</b>
<b>Interior Storage</b>	<b>72</b>
<b>In-Cabinet Refrigerator</b>	<b>73</b>
<b>Pro Rack Mounting</b>	<b>74</b>
<b>Active Cooling</b>	<b>76</b>
<b>Extended Rears</b>	<b>76</b>
<b>Integrated Power</b>	<b>77</b>
<b>Footing</b>	<b>78</b>
<b>Wall Mounting Kit</b>	<b>79</b>
<b>Accent Lighting</b>	<b>80</b>
<b>IR Repeater</b>	<b>80</b>
<b>Security Lock and Panels</b>	<b>80</b>

# ACCESSORIZE

All of our advanced accessories have been designed to enhance the functional or aesthetic aspects of our furniture systems. Each one has been built to our exacting standards for quality, reliability and durability to provide years of trouble-free operation.



A wide variety of options let you customize Synergy (S-Frame) and Chameleon (C-Frame) cabinets, enabling you to fine-tune individual systems and keep pace with changing requirements.



**Integrated TV and Speaker Mounts**  
combine directly with cabinets



**Power Conditioning**  
delivers better picture  
and sound



**IR Repeater** allows  
remote controls to  
operate through  
solid doors



**Accent Light** sets  
the mood and adds  
light just where you  
need it



**Decorator Feet  
and Wheels**  
fine tune the  
style and function



**Active Cooling**  
system protects delicate  
electronics

## CUSTOMIZABLE INTERIORS

### Storing

Our personal electronics storage is a great all-in-one organizational space storing remotes and other media devices.

### Multi-Function

Solidly built, these multi-functional pull-out shelves are specifically designed to support turntables and other heavy equipment.

### Charging

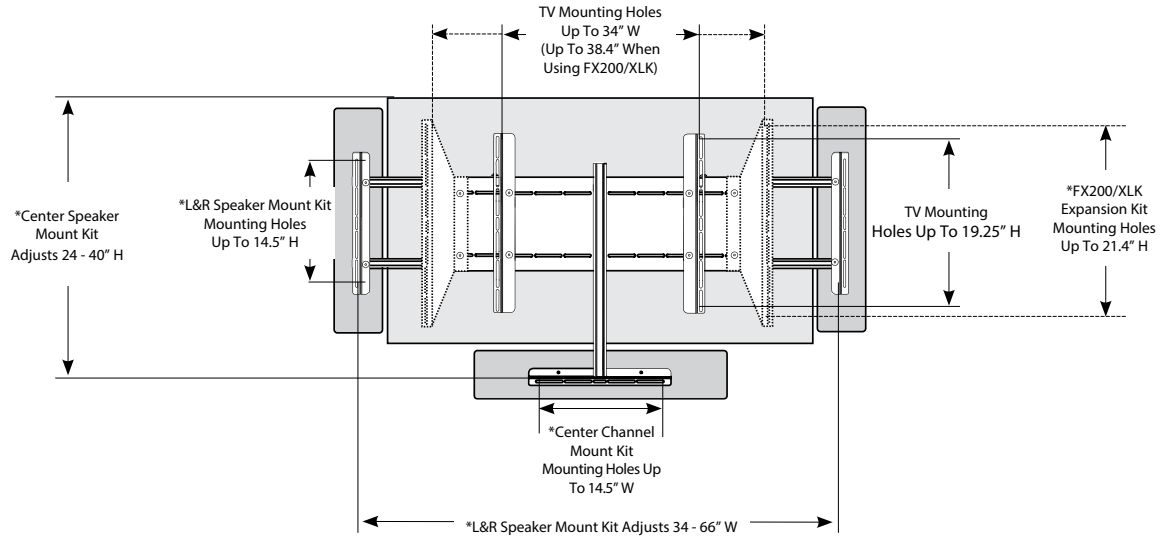
Conveniently charge and store your mobile devices in our pull-out trays. Now there really is a place for everything.



## FX 200

FX200 series of integrated cabinet mount is designed to affix TVs and speakers directly to cabinets without the hassle of on-wall wiring and installation.

- Universal TV Mounts that accommodate left, right and center on-wall speakers.
- Height and angle adjustable (7°).  
Speakers adjust with TV.
- All TV mounts include cable managers.



### Speaker Mount Kits

Left & Right Speaker Mount Kit	FX200/LRK
Center Channel Speaker Mount Kit	FX200/CK

- The universal speaker mount extends out from the TV mount to allow you to connect most on-wall left/right or center speakers.

### Expansion Kit

Expansion Brackets, Black	FX200/XLK
---------------------------	-----------

- The TV mount expansion kit increases the maximum horizontal spacing between TV mounting screws to 38.4"W and the vertical spacing to 21.4"H.



### Synergy System - FX200 TV Mounts

For Twin Cabinet, Black Post	SN/PM/B
For Twin Cabinet, Aluminum Post	SN/PM/A
For Triple Cabinet, Black Posts	SL/PM/B
For Triple Cabinet, Aluminum Posts	SL/PM/A
For Quad Cabinet, Black Posts	SQ/PM/B
For Quad Cabinet, Aluminum Posts	SQ/PM/A
For Triple & Quad Wall 40, Black	FX200/L/BK
Quad Wall Flat Panel Mount, Adapter	FX200/SQK

\* Clearance Below TV - A = 23.5 minus 1/2 of TV Height (This assumes vertical brackets are centered on TV.)

- Post(s) measures: 30"W x 16"H

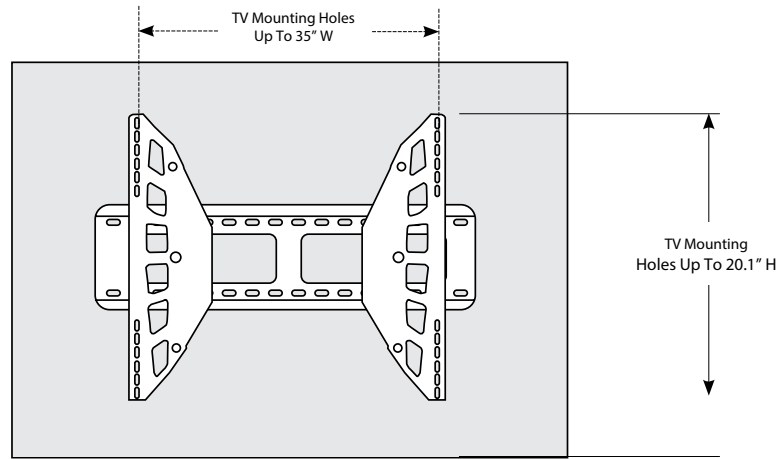


### Chameleon Collection - FX200 TV Mounts

For Twin Cabinet, Black	CN/PM/B
For Triple Cabinet, Black	CL/PM/B
For Quad Cabinet, Black	CQ/PM/B

\* Clearance Below TV - A = 53.25 minus 1/2 of TV Height minus Cabinet Height (This assumes vertical brackets are centered on TV.)

- Black, panel measures 30"W x 16"H.
- Cannot be used with extended rear panels.



## FX 100

FX100 series of integrated cabinet mount is designed to affix TVs to cabinets without the hassle of on-wall wiring and installation.


- Universal TV Mounts
- All TV mounts include cable managers.



### Synergy System - FX100 TV Mounts

For Twin Cabinet, Black	SN/PM2/B
For Twin Cabinet, Aluminum	SN/PM2/A
For Triple Cabinet, Black	SL/PM2/B
For Triple Cabinet, Aluminum	SL/PM2/A
For Quad Cabinet, Black	SQ/PM2/B
For Quad Cabinet, Aluminum	SQ/PM2/A

\* Clearance Below TV - A = 23.5 minus 1/2 of TV Height (This assumes vertical brackets are centered on TV.)



### Chameleon Collection - FX100 TV Mounts

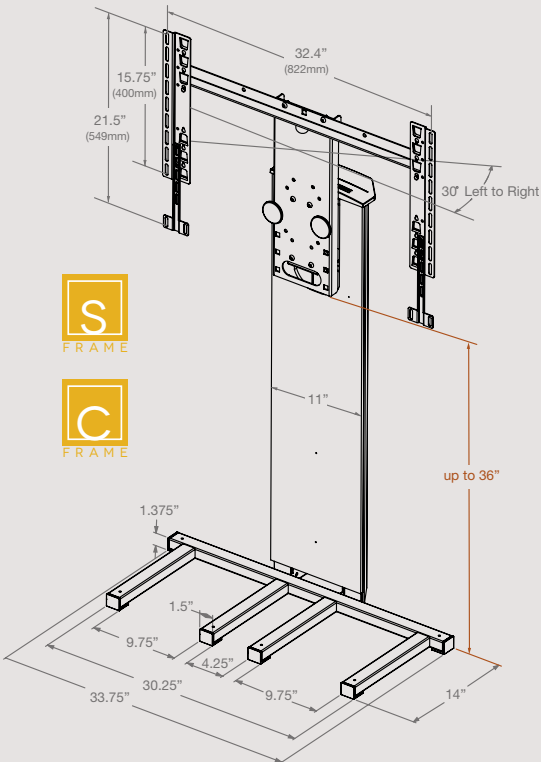
For Twin Cabinet, Black	CN/PM2/B
For Triple Cabinet, Black	CL/PM2/B
For Quad Cabinet, Black	CQ/PM2/B

\* Clearance Below TV - A = 53.25 minus 1/2 of TV Height minus Cabinet Height (This assumes vertical brackets are centered on TV.)

- Black, panel measures 30"W x 16"H.
- Cannot be used with extended rear panels.

## FURNITURE MATE

The Furniture Mate is a free-standing TV mounting system that will handle flat screen TVs as large as 60" (diag). Its free-standing feature means it can be used with a wide variety of Salamander or other cabinets putting TVs where viewers want to watch without occupying walls or furniture surfaces.



### Synchro Furniture Mate

Synchro Furniture Mate, Black SY/FM1

- Floor-standing, TV mount with a manual or motorized 30° swivel.
- Universal Mounting: 32.4 W x 21.5 H (37"W when using extension bracket).
- Removable rear panel for easy wire management.
- Max Weight capacity: 110 lbs.



### Motorized Kit

Motorized Kit MA/PMU1

- Remote-controlled swivel upgrade for the Synchro Furniture Mate.
- Programmable IR remote control included.
- Solid, Smooth and quiet operation.

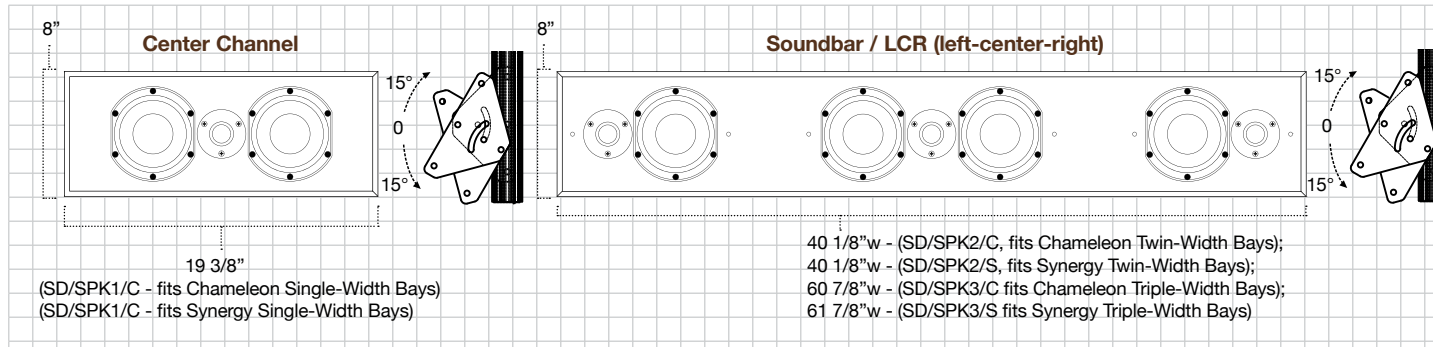
### Extension Kits

Vertical Extension Kit MA/XLK1  
Horizontal Extension Kit MA/XLK2

- Vertical Extension is used with Tall cabinets and TV's 46 to 60" to gain a maximum permissible floor to bottom of TV clearance of 36".
- Horizontal Extension extends maximum reach to 37" wide.



TV Screen Diagonal Size	Furniture Mate Clearance
32"	36"
37"	35"
40"	34"
42"	33"
46"	*32"
50"	*31"
52"	*28"
55"	*27"
60"	*26"
Dimension from bottom of TV to the floor. Unit adjusted to maximum position.	
* The optional Vertical Extension Kit, for TVs 46 to 60 inches in size, achieves a clearance up to 36 inches.	



Components	5" midrange woofers; 1" audiophile-grade tweeters		Center Channel	LCR (left-center-right) Speaker
<b>Model</b>	SD/SPK1/C, SD/SPK1/S, SD/SPK2/C, SD/SPK2/S, SD/SPK3/C, SD/SPK3/S	<b>Impedance</b>	8Ω	6Ω
<b>Height</b>	8"	<b>Rec. Power</b>	50–250W	50–250W
<b>Width</b>	Varies, depending on model	<b>Maximum Output</b>	104 dB avg; 110 dB peak	101 dB avg; 107 dB peak
<b>Depth</b>	4"	<b>Coverage</b>	Hor: 110°; Vert: 140°	Hor: 110°; Vert: 140°
<b>Material</b>	Sealed MDF enclosure	<b>Freq. Response</b>	74–22kHz (+/- 3dB)	74–22kHz (+/- 3dB)
<b>Weight</b>	15–30 lbs (depending on configuration and width)	<b>Sensitivity</b>	88dB@2.83V/1m	88dB@2.83V/1m

Cabinets accommodate a range of speaker types and sizes. Salamander has partnered with Leon Speakers to offer custom-made premium soundbars to fit most of our cabinets. These center channel and LCR speakers are designed specifically to fit any single, twin or triple-wide speaker opening

- Custom built to seamlessly integrate with our Synergy and Chameleon AV cabinets
- Exclusive mounting brackets allow for articulation to optimize sound dispersion
- High-performance sound platform features world-class woofers and cloth-dome tweeters for exceptional sonic clarity
- Solid MDF construction, meticulously crafted by hand in the USA
- Cabinets accommodate center channel speakers Soundbars and subwoofers. Models: 229, 236, 245, 248, 329, 336, and 339.



### In-Cabinet Center Channel

Single-Width (19 3/8") for Chameleon Collection	SD/SPK1/C
Single-Width (19 3/8") for Synergy System	SD/SPK1/S



### In-Cabinet LCR Soundbar

Twin-Width (40 1/8") for Chameleon Collection	SD/SPK2/C
Twin-Width (40 1/8") for Synergy System	SD/SPK2/S
Triple-Width (60 7/8") for Chameleon Collection	SD/SPK3/C
Triple-Width (61 7/8") for Synergy System	SD/SPK3/S





### Universal Storage Tray

Synergy Storage Tray, Black SA/UST

- Works well with laptops, tablets, personal media storage, gaming systems, cell phone charging station location, etc.
- Utilizes heavy duty ball bearing slides, black steel body with felt liner.
- Can be placed behind doors.
- Maximum Weight Capacity: 50 lbs
- Measures: 17.25" W x 16" D x 1.625" H with 3 locations to install 2 included dividers located at 4" 8.5" and 12.75" from the front edge.
- Compatible with Synergy System & Chameleon Cabinets



### Media Trays

Synergy & Chameleon Media Tray 2, Black - Post Mounted	SA/UPT2
Chameleon Media Tray 2, Black - Bottom Mounted	CA/UPT

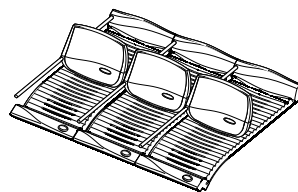
- Slotted to hold a selection of DVD's (75) and/or CD's (111) upright.
- Fits neatly behind a door.
- Metal construction, matte black finish.
- Interior Dimensions: 17.125"W x 15.875"D x 3.5"H
- CA/UPT are installed to the bottom shelf of a Chameleon cabinet (one per bay).
- Maximum Weight Capacity: 30 lbs
- Compatible with Synergy System & Chameleon Cabinets



### Heavy Duty Pull-Out Shelf

Synergy & Chameleon, Black SA/PS2

- Full extension universal pull-out shelf
- Utilizes heavy duty ball bearing slides, 3/4" black MDF shelf
- Can be placed behind doors.
- Maximum Weight Capacity: 50 lbs
- Measures 18"W x 17.75" deep
- Compatible with Synergy System & Chameleon Cabinets



### Synergy Drawer Insert

Drawer Insert, Set of 3 SA/DI2

- Three removable inserts that are placed inside any drawer.
- Capacity: 66 CD's or 54 DVD's
- Measures 18"W x 4.5"H x 14.5"D



### Synergy Drawer

Black	SA/MD/B
Cherry	SA/MD/C
Maple	SA/MD/M
Walnut	SA/MD/W

- **CANNOT BE PLACED BEHIND DOORS.**
- Interior Dimensions: 18.375"W x 6"H x 15.75"D
- Exterior Dimensions: 19.5"W x 6.75"H x 17.5"D
- Load Capacity: 100 lbs., 102 CD's or 52 DVD



### Synergy Pull-Out Shelf

Single-Width, Black SA/PS

- Maximum Weight Capacity: 20 lbs.
- Measures 18.375"W x 15.875"D x .75" TH.
- **CANNOT BE PLACED BEHIND DOORS.**
- Utilizes nylon roller slides
- Black MDF shelf



## Synergy Tempered Glass Shelf

Standard Shelf, Clear Glass SA/G1

- Standard: Weight Capacity: 50 lbs.
- Measures: 19.75"W x 17.5"D x .375" TH.
- Constructed of 3/8" (10mm) clear tempered glass



## Synergy Single-Width Shelf

Standard Shelf, Black SA/S1

- Standard: Weight Capacity: 75 lbs.
- Measures: 19.75"W x 17.5"D x .75" TH.
- Includes heavy-duty shelf brackets (150 lbs capacity).



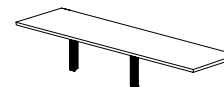
## Synergy Double-Width Shelf

Black Shelf with 8.5" Aluminum Post SA/DS10/A  
Black Shelf with 8.5" Black Post SA/DS10/B

Black Shelf with 17.75" Aluminum Post SA/DS20/A  
Black Shelf with 17.75" Black Post SA/DS20/B

Black Shelf with 27.75" Aluminum Post SA/DS30/A  
Black Shelf with 27.75" Black Post SA/DS30/B

- Weight Capacity: 75 lbs.
- Inside Dimensions: 41"W x 17.5"D x 3/4"
- Includes heavy-duty shelf brackets (150 lbs capacity).



## Glass Shelf for Wall Synergy Module

Tempered Clear Glass, Tempered SA/WG1

- Attaches to the back post of Synergy Wall Extensions.
- Weight Capacity: 20 lbs.
- Measures: 36"W x 10.5"D x .375" TH



## Chameleon In-Cabinet Refrigerator

Factory Installed X1/C-Frame 30 Refrigeration FI/C30/RGK/A

- Compatible with 317, 323, 329, 336, 337, 345, 347, 517 (top bay only) and 617.
- Built into a cabinet bay and hidden to create a first class refreshment center.
- 2.5 Cubic feet capacity.
- Factory Installed



## LIGHT UP INTERIORS

See Accent Lighting Systems on page 79.





### Pull-Out Rack Cartridge

7 U Cartridge for 20" Cabinets	CR7U/F
13 U Cartridge for 30" Cabinets	CR13U/F


- Integrates with cabinet frame and is easily removable for service.
- Compatible with Synergy and Chameleon cabinets.
- 19" rack with rails front and back of the rack 14" deep.
- Available in two standard heights: 7U configured to fit in a 20" height bay or in a 30" unit utilizing an upper speaker grill opening. 13U configured to fit within a 30" cabinet.
- Cabinet guide rails and in-line caster base provide simple use and transport.
- Tool-less removal / installation for service.
- Flexible cable management wire loom.
- Can be coupled with road cases for off-site service applications.
- Weight capacity 200 lb.
- Threaded for 10-32 screws.
- Rugged 12-gage powder coated steel construction.



### Post Mounted Rack Rail - Full Height

10 U Rails for Chameleon 20"H Cabinets	CA/DRM10U
15 U Rails for Chameleon 30"H Cabinets	CA/DRM15U
10 U Rails for Synergy 20"H Cabinets	SA/DRM10U
15 U Rails for Synergy 30"H Cabinets	SA/DRM15U
21 U Rails for Synergy 40"H Cabinets	SA/DRM21U

- Attaches to cabinet frame posts.
- Compatible with Synergy and Chameleon cabinets.
- Rack rails can be positioned for use with or without a door.
- Threaded for 10-32 screws.
- Includes two, black, powder coated rails per set.

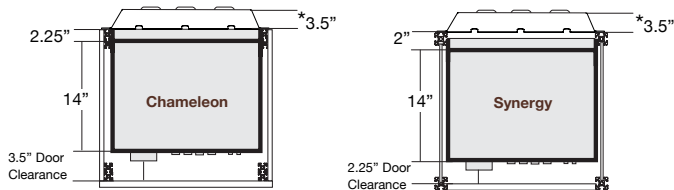


### Post Mounted Rack Rail - Component Height

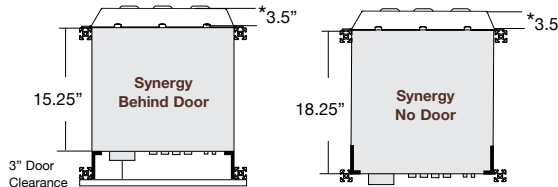
2U Rails, 3.5"H	SA/RM2U
3U Rails, 5.25"H	SA/RM3U
4U Rails, 7"H	SA/RM4U

- Attaches to front or rear cabinet posts.
- Compatible with Synergy and Chameleon cabinets.
- Doors can be used with component length rails, placed away from hinges.
- Allow for 1.5" clearance for each hinge.
- Includes two, black, powder coated rails per set. Threaded for 10-32 screws.

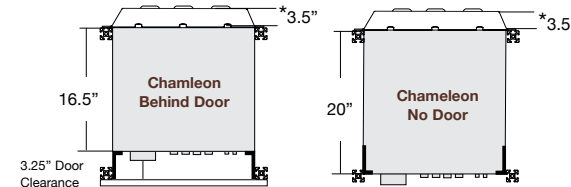
### Rack Cartridge



### Synergy Post Mounted Rack Rails



### Chameleon Post Mounted Rack Rails



\* When using optional Extended Rear Panel, see page 78.



### Standard Rack Lacing Bars

Set of 2	RM/LB
----------	-------

- Mounts to Pull-Out Rack Cartridge and any 19" standard rack.
- Black powder coated steel.



### Post Mounted Lacing Bar

Lacing Bar, Black - Set of 3	SA/RMLB
------------------------------	---------

- Mounts to vertical cabinet posts.
- Infinitely adjustable wire management.
- Includes one velcro wrap strap.
- Compatible with Chameleon and Synergy cabinets.
- Black powder coated steel.



### Rack Mount Vented Shelf

Vented Shelf - 2U	RM/VS/2U
Vented Shelf - 3U	RM/VS/3U
Vented Shelf - 4U	RM/VS/4U

- Mounts to Pull-Out Rack Cartridge and any 19" standard rack.
- 19" EIA standard rack mount, 14" deep, vented shelf.
- Black powder coated steel.



### Rack Mount Face Plate

Vented Face Plate - 1U	RM/FP/1U
Vented Face Plate - 2U	RM/FP/2U
Vented Face Plate - 3U	RM/FP/3U
Vented Face Plate - 4U	RM/FP/4U

- Mounts to Pull-Out Rack Cartridge and any 19" standard rack.
- Features round perforated vent holes.
- Black powder coated perforated steel.



### Heavy Duty, Fine Floor Casters

Set of Four, Black	SA/HDC/4
Set of Six, Black	SA/HDC/6
Set of Eight, Black	SA/HDC/8
Set of Ten, Black	SA/HDC/10

- Adds 4" to height of cabinet.
- Capacity: 250 lbs. each wheel.
- Dual Wheel swivel casters with brakes.
- Compatible with Chameleon and Synergy cabinets.

### Rack Mount Screws

10-32 x 3/4 Mounting Screws (100 Pack)	SA/RM/S
----------------------------------------	---------

- Button Head Cap screw, Black oxide finish.
- Uses 1/8" Allen socket wrench.
- Use with Pull-Out Rack Cartridge and any 19" standard rack.

Our Active Cooling System protects delicate electronics. Automatic, thermostatically controlled operation prevents heat build-up.



### Chameleon Bottom In-Take Vent

Active Cooling - Bottom Vent SA/BVAC

- Designed for wall hanging cabinets & compatible with some floor standing cabinets, (clearance required: 2.5" from cabinet bottom to floor.)
- Forced air intake of cool air through cabinet bottom.
- Replaces standard cabinet bottom vent.



### Chameleon Active Cooling Rear Panels

17.75" Panel, Black	CA/AC20
27.75" Panel, Black	CA/AC30

- Replace standard Chameleon rear panels.
- Exhaust fan vents warm air.



### Chameleon Locking Rear Panels

Factory Installed, Chameleon 30 Locking Rear Panel	F1/C30/LRP
Factory Installed, Synergy 30 Locking Rear Panel	F1/S30/LRP

- Compatible with 317, 323, 336, 337, 345, 347, 517 (top bay only) and 617
- Sold separately.



### Chameleon Extended Rear Panels with Active Cooling

17.75" Active Cooling Panel, Black	SA/XR20/AC
27.75" Active Cooling Panel, Black	SA/XR30/AC

- Thermostatically controlled cooling system turns on at approx 80° F, maximum speed is reached at 95° F.
- Quiet (22 dBA) quad 80mm fans
- Add 3.5 inches (23.5") inside depth to Chameleon cabinets.
- **CANNOT BE USED IN CONJUNCTION WITH CHAMELEON TV MOUNTS**



### Synergy System Extended Rear Panels with Active Cooling

17.75" Active Cooling Panel, Black	SA/XR20/AC
27.75" Active Cooling Panel, Black	SA/XR30/AC
27.75" Active Cooling Panel, Black	SA/XR40/AC

- Thermostatically controlled cooling system turns on at approx 80° F, maximum speed is reached at 95° F.
- Quiet (22 dBA) quad 80mm fans
- Add 3.5 inches (21.5") inside depth to Synergy cabinets.



### Extended Rear Panels

17.75" Extended Rear Panel Black	SA/XR20/AC
27.75" Extended Rear Panel, Black	SA/XR30/AC
27.75" Extended Rear Panel, Black	SA/XR30/AC

- Add 3.5 inches to cabinet depth - extended Chameleon cabinets to 23.5" and Synergy to 21.5".
- Compatible with Synergy System & Chameleon Cabinets
- **CANNOT BE USED IN CONJUNCTION WITH CHAMELEON TV MOUNTS**



### Power Conditioner Kit

Power Conditioner with Bracket	CA/PCK	119
Mounting Bracket for Chameleon & Synergy Cabinets	CA/PCM	24

- Filters AC current to deliver better quality sound and picture.
- Panamax Model # M8AV.
- 8 AC outlets, 2 CATV connectors, 2 pair of satellite connectors, in/out telco connectors with phone line splitter, 8' power cord, accepts add-on signal line modules.
- Bracket Measures: 12"W x 5"H x .125"TH
- Mounts to cabinet interior or exterior.
- Compatible with Synergy System & Chameleon Cabinets

### Power Distribution Unit

1-U Rack Mounted Power Distribution Unit	SA/RM/PDU
------------------------------------------	-----------

- Requires Rack Rails, see page 76.
- Power Distribution Unit with surge protection.
- Maximum Output Current: 15 Amps
- Line Cords: 6 ft. captive, 14 AWG, with 3-conductor Edison Plug
- Operating Voltage: 120VAC 60Hz
- Spike Protection Mode: Line to neutral
- Energy Dissipation: 170 Joules
- Peak Impulse Current: 12,000 Amps
- Maximum Continuous Operating Voltage: 130 VAC RMS
- Let Through Voltage (@ 125 amps, 8/20uS waveform): 400 volts
- Noise Attenuation (Transverse Mode): Greater than 23db, 200Khz to 10MHz
- Dimensions: 1.75" H x 19" W x 3.75" D
- Weight: 4.9 lbs. (2.2 kg)
- Safety Agency Listing: cTUVus
- Three Year Limited Warranty: Covering defects in materials and workmanship.
- Compatible with Synergy System & Chameleon Cabinets



### Chameleon Power & USB Ports

Factory Installed 1 AC Power Outlet, 2 USB - Black	FI/PWR/USB
Factory Installed 2 AC Power Outlet - Black	FI/PWR/AC

- Can be installed on any Chameleon cabinet.
- USB Power Rating: 5V DC/CC 700mA
- Cable is pre-wired and requires no electrical wiring by the installer
- ETL listed, UL Rated 817D, CSA STD 22.2 42.1-00
- **Receptacle**
  - UL Listed Receptacle 351B
  - ETL Listed Assembly
  - Tamper Resistant
  - Power Rating: 15A-125V
- **USB**
  - Easily charge cell phones/ MP3 player
  - Save space-no adapter required
  - USB Power Rating: 5V DC/CC 700mA
  - Indicator light confirms charging status
- Includes 3ft. Pre-wired Power Cord and Décor Wall Plate



### Saturn Wheels

Satin Black, Set of 4	SA/C/4/BK
Satin Black, Set of 6	SA/C/6/BK
Satin Black, Set of 8	SA/C/8/BK
Satin Black, Set of 10	SA/C/10/BK

Satin Chrome, Set of 4	SA/C/4
Satin Chrome, Set of 6	SA/C/6
Satin Chrome, Set of 8	SA/C/8
Satin Chrome, Set of 10	SA/C/10

- Adds 3" to height of cabinet.
- Capacity: 100 lbs. each wheel.
- Wheels rotate 360° and include brake.
- Metal wheel with non-marking rubber ring.



### Heavy Duty Casters

Set of 4, Black	SA/HDC/4
Set of 6, Black	SA/HDC/6
Set of 8, Black	SA/HDC/8
Set of 10, Black	SA/HDC/10

- Adds 4" to height of cabinet.
- Capacity: 250 lbs. each wheel.
- Dual Wheel swivel casters with brakes.



### Chameleon Tapered Wood Feet

Set of 4, Black	CA/BF/4/BK
Set of 5, Black	CA/BF/5/BK
Set of 6, Black	CA/BF/6/BK

- Adds 3.25" to height of cabinet.
- Solid hardwood with adjustable levelers.
- Capacity: 125 lbs. each foot.



### Chameleon Low Profile Wood Feet

Set of 4, Espresso	CA/BF2/4/E
Set of 5, Espresso	CA/BF2/5/E
Set of 6, Espresso	CA/BF2/6/E

- Adds 1.25" to height of cabinet.
- Solid hardwood with adjustable levelers.
- Capacity: 125 lbs. each foot.



### Stiletto Feet

Matte Black, Set of 4	SA/SFB/4
Matte Black, Set of 6	SA/SFB/6
Matte Black, Set of 8	SA/SFB/8

Matte Silver, Set of 4	SA/SFA/4
Matte Silver, Set of 6	SA/SFA/6
Matte Silver, Set of 8	SA/SFA/8


- Adds 6" to height of cabinet.
- Capacity: 150 lbs. each foot.
- Machined anodized aluminum.



### Claw Feet

Set of 4, Polished Aluminum	SA/AF/4
Set of 6, Polished Aluminum	SA/AF/6
Set of 8, Polished Aluminum	SA/AF/8

- Adds 3" to height of cabinet.
- Capacity: 150 lbs. each foot.
- Hand polished cast aluminum.



### Robot Feet

Set of 4, Black	SA/RFB/4
Set of 6, Black	SA/RFB/6
Set of 8, Black	SA/RFB/8

- Adds 3" to height of cabinet.
- Capacity: 150 lbs. each foot.
- Machined anodized aluminum.



### Chameleon Steel Tube Core

For Twin Cabinets, Matte Black	CA/TB/N/B
For Triple Cabinets, Matte Black	CA/TB/L/B
For Quad Cabinets, Matte Black	CA/TB/Q/B

- Adds 5" to height of cabinet.
- Features adjustable levelers.
- Capacity: 600 lbs.
- Powder-coated welded steel tube.

Decorator Feet and Wheels fine-tune the style and function. We offer a variety of cabinet feet and casters to replace standard cabinet feet.

## ORDERING FOOTING

Chameleon Single-Width	Set of 4
Chameleon Twin-Width	Set of 4
Chameleon Triple-Width	Set of 8
Chameleon Quad-Width	Set of 6
Synergy Single-Width	Set of 4
Synergy Twin-Width	Set of 6
Synergy Triple-Width	Set of 8
Synergy Quad-Width	Set of 10

- *Wheels, Feet, & Bases are NOT compatible with Barcelona and Corsica styles.*



### Leveler Feet

Set of 4, Black	CA/LF/4
-----------------	---------

- Adds 1.25 - 1.75" to height.
- Capacity: 150 lbs. each foot.
- Steel with polyethylene pad.



### Chameleon Wall Mounting Kits

For Single 217 Cabinets	CU/WK1
For Twin 221 Cabinets	CN/WK1
For Triple 236 & 237 Cabinets	CL/WK1
For Quad 247 & 245 Cabinets	CQ/WK1

- Simple DIY Installation mounts to wood or masonry wall construction.
- Replaces standard feet and allows cabinet to hang from wall.
- Not compatible with Barcelona and Corsica cabinets.
- Powder-coated steel brackets.

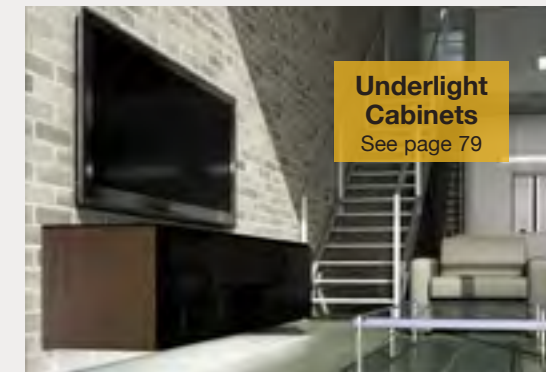
### Synergy Wall Mounting Kits

For Single 217 Cabinets	SU/WK1
For Twin 221 Cabinets	SN/WK1
For Triple 132, 133, 236 & 237 Cabinets	SL/WK1
For Quad 147 & 247 Cabinets	SQ/WK1

- Simple DIY Installation mounts to wood or masonry wall construction.
- Replaces standard feet and allows cabinet to hang from wall.
- Powder-coated steel brackets.

Wall hanging cabinets are the ultimate way to create the look of custom cabinetry, with the illusion that your cabinet is floating above the floor. Best of all, installation is simple. Just remove the standard cabinet feet, install the specialized wall hanging brackets and presto!

- Powder-coated steel brackets.
- Replaces standard feet and allows cabinet to hang from wall.
- Simple DIY Installation mounts to wood or masonry wall construction.



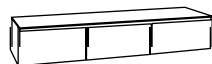
### Compatible Models



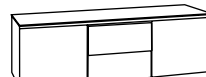
217



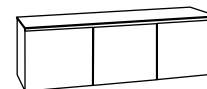
221



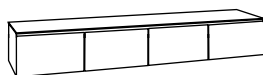
132 & 133



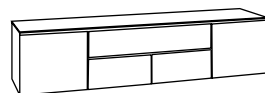
236



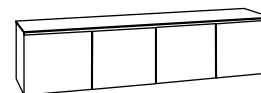
237



147



245



247

### Load Capacity

Models	Equipment Load Capacity
CU/WK1 & SU/WK1	50 lbs.
CN/WK1 & SN/WK1	50 lbs.
CL/WK1 & SL/WK1	150 lbs.
CQ/WK1 & SQ/WK1	200 lbs.



### Accent Lighting System

Lighting System with Two 14" Bars SD/LS1/W

- Infrared remote for full dimming and program control.
- Warm white, LED backlighting lighting reduces eyestrain.
- LED technology for low energy use, low heat and longer bulb life.
- Sleep timer, auto-off feature.
- Breath, Party and Night mode programmed effects.
- Low profile design fits in small spaces.
- Includes two light bars and expansion slots for two more.
- Easy to install with professional results.
- Compatible with Synergy System & Chameleon Cabinets

### Lighting Expansion

14" Light Bar Expansion Kit	SD/LSX14/W
23" Light Bar Expansion Kit	SD/LSX23/W



### All In One IR Repeater

IR Repeater Kit SD/IR

- Allows Infrared remote to control electronics behind closed wooden doors.
- Complete kit includes; Plasma proof receiver with 4 IR Emitters, wire management accessory, power supply and mounting hardware for Chameleon, Synergy and other wood cabinets.



### IR Flasher, Dual-Head Emmitter

Black SD/IRX2


- Increases the capacity of the SD/IR by splitting two emitters from one plug.



### Chameleon Locking Rear Panels

Factory Installed Chameleon 30 Locking Rear Panel FI/C30/LRP


- Compatible with 317, 323, 329, 336, 337, 345, 347, 517 (top bay only) and 617.
- Sold separately.



### Door Locks

Factory Installed Chameleon Door Lock- Black	FI/C/DL/BK
Factory Installed Chameleon Door Lock- Bronze	FI/C/DL/BZ
Factory Installed Chameleon Door Lock- Nickel	FI/C/DL/NK
Factory Installed Chameleon Door Lock- White	FI/C/DL/WH
Factory Installed Synergy Door Lock - Black/Nickel	SD/LOCK
DYI Synergy Door Lock Kit - Black/Nickel	FI/SD/LOCK

- Locks CANNOT be added to Glass front doors.



DYI Synergy Door Lock Kit

# SADDLE

## IPAD HOLDER



The innovative iPad Bean Bag Stand features a convenient mounting interface. The handmade, real leather bag easily conforms to any flat or irregular surface to provide a leveled viewing angle.

- Luxurious / Premium handmade leather bean bag
- Soft and non-marring so it's great for kids and furniture
- Stable in any position on virtually any surface
- Filled with eco-friendly, recycled pellets
- Visit [SalamanderDesigns.com](http://SalamanderDesigns.com) for the latest models and compatability.



**Creme Pearl**  
TS1/L/CM



**Charcoal Pearl**  
TS1/L/CL



**Graphite**  
TS1/L/GT



**Mushroom**  
TS1/L/MR



**Parquet**  
TS1/L/PQ



**Red**  
TS1/L/RD



**Creme/Charcoal**  
TS1/L/CMCL



**Parquet / Mushroom**  
TS1/L/PQMR



**Red/Graphite**  
TS1/L/RDGT