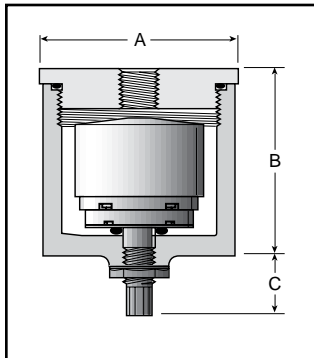


## Automatic Drip Leg Drain



A	B	C
2.50	2.37	0.87
64 mm	60 mm	22 mm

### Features

- Auto Drain Ported 1/8" to Pipe Away Liquid.
- Drain has Manual Override
- Easily Serviced without Tool
- 20-250 PSIG Range
- Compact Size

### Specifications

**Housing & Cap**.....Aluminum  
**Port Threads**..... 1/4" - 1/2" Top  
 1/8" Drain

#### Pressure and Temperature Ratings:

**Metal Bowl**..... 20 to 250 PSIG (0 to 17.2 bar)  
 32°F to 175°F (0°C to 80°C)

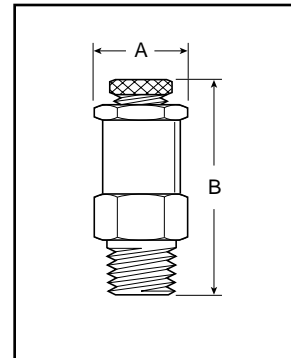
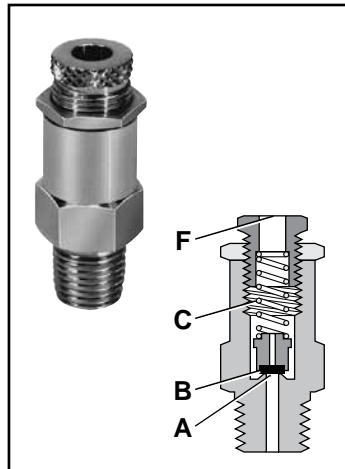
**Seals**.....Buna N

### Ordering Information

Consists of Drip Leg Drain Housing WITH Auto Drain.

Model No.	Size
06D1NA	1/4"
06D3NA	1/2"

## Relief Valve



A	B
0.75 Hex	1.88 - 2.25
19 mm	47.8 - 57.2 mm

### Features

- Large Relief Capacity (70.39 SCFM @ 150 PSI when fully opened) in a Compact Size
- Lightweight Aluminum Construction with Resilient Seat

### Application

The RV01A1N Pop Off Relief Valve is designed to protect against excessive pressure buildup in a pneumatic circuit or system.

### Operation\*

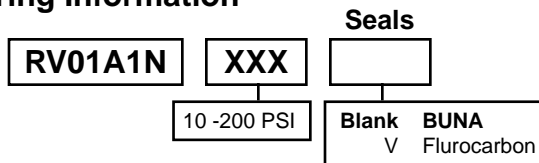
With the relief valve mounted in a reservoir or system, the force of system pressure at (A) is offset by the force of spring (C) acting on poppet seat (B). At pressures lower than the setting, the poppet seat (B) is held against the body at (A) effecting a seal. As pressure approaches set point, the poppet begins to vent until set point is reached, at which time the poppet seat (B) lifts off the body at (A) allowing the excess pressure to vent to atmosphere at (F). When the excess pressure has been vented, the spring (C) acts on the poppet seat (B) forcing it to seat on the body at (A), sealing off the flow of air.

### Specification

**Body & Adjusting Screw** ..... Aluminum  
**Locking Nut** ..... Steel  
**Seat**.....Nitrile  
**Spring** ..... Steel  
**Poppet** ..... Plastic  
**Operating Temperature** ..... 32°F to 200°F (0°C to 93°C)  
**Port Threads** ..... 1/4 Inch Male  
**Relief Range** ..... 10 to 200 PSIG (.7 to 14 bar) with standard spring.

\* Ref: 1RV100B Installation & Service Instructions

### Ordering Information



**D**  
 Tanks & Air Chucks  
 Mufflers & Silencers  
 Relief & Exhaust Valves  
 Pressure Switches  
 AirGuard Protection  
 Drain Valves  
 Safety Blow Guns