




We have two exciting additions to our Jordan Valve Tank Blanketing Portfolio; the 2" Mark 695 and the Mark 695X. These additions fill a gap in our product portfolio, giving us one of the most complete padding valve offerings in the industry.

The 2" Mark 695 is a pilot-operated blanketing regulator designed for high flows, great accuracy, and fast lock-up.

The Mark 695X, available in 1/2" and 3/4", is a direct-operated tank blanketing regulator designed to provide accurate control on low pressure tank systems.



2" Mark 695 Piloted Tank Blanketing Regulator



Mark 695X Direct-Operated Tank Blanketing Regulator

[Click here to view the data sheet for the 2" Mark 695 Series.](#)


[Click here to view the data sheet for the Mark 695X Series.](#)

A Division of Richards Industries  
3170 Wasson Road  
Cincinnati, OH 45209  
toll free. 800.543.7311  
local. 513.533.5600  
fax. 513.871.0105

CONFIDENTIAL  
This is the property of Jordan Valve  
No copy without agreement



The 2" Mark 695 is an internally piloted tank blanketing regulator.



### Features

- Elastomer seals in the form of o-rings are used throughout and are offered as Buna-N, EPDM, and Viton as standard.
- Preformed Jorlon is used for the diaphragm for maximum sensitivity to minute pressure changes inside the tank.
- The outlet ranges are 0.5-4.5 wc and 4-18 wc. (1,25 - 11,21 mbar and 10 - 44,8 mbar)
- Operating inlet pressures are determined by set point.
- Lockup is generally less than 0.2" wc. (0,5 mbar)
- An inlet filter w/dripwell is standard to prevent clogging of the bleed orifices in the upper and lower pilot cages.

### Optional Features

- Inlet pressure gauges
- Diagnostic Gauges that register pilot chamber pressure (used when the valve is just about to open or close)
- Combinations of inlet pressure and diagnostic gauges in 0-100 psi and 0-200 psi ranges
- All standard threaded and flanged end connections available
- Standard unit is NACE compatible

A Division of Richards Industries  
3170 Wasson Road  
Cincinnati, OH 45209

toll free. 800.543.7311  
local. 513.533.5600  
fax. 513.871.0105

CONFIDENTIAL  
This is the property of Jordan Valve  
No copy without agreement



**Sizes:** 2" NPS (DN 50)

**End Connections:**

- 2" Threaded Ends – FNPT or BSPP in an Angled or Straight Thru format
- Flanged – ANSI, DIN JIS
- Others - Contact Factory

**Body Materials**

- All wetted parts - Stainless Steel
- Other Materials Available - Consult Factory

**Body Seals:** Buna-N, EDPM, Viton & PTFE Gasket

**Soft Seat:** BUNA-N, EDPM, VITON to match body seals

**Diaphragm:** Pre-Formed Jorlon

**Shut Off:** Class VI (ANSI/FCI 70-3-2016)

**Weight:** 43 lbs (NPT) (19.5kg)

**Flow Capacity:** Cv (Kv): 10 (8,6), 19 (16,3), 28 (24,1), 48 (41,3)

**Sizing Instructions:** Use JVCV. All Valves are sized according to API 2000

**Maximum Allowable Inlet Pressure:** 200 psig max inlet @ 100°F (13,8 bar @ 38°C)

**Maximum Operating Inlet Pressure:** 200 psig max inlet @ 100°F (13,8 bar @ 38°C)

**Set Pressures:**

- 0.5 – 4.5 wc (1,25 mb - 11,2 mb)
- 4 – 18 wc (9,96 mb - 44,84 mb)

**Maximum Outlet Pressure:** 25 psig (1,7 bar)


**Pressure @ Maximum Operating Temperature:** 200 psi max inlet @ 250°F (13,8 bar @ 121°C)

**Maximum Pressure Drop:** 200 psig max ΔP (13,8 bar)

Set Point	Maximum Inlet Pressure (Consult Factory for Higher Inlet Pressures)
	2" Size
0.50" - 0.70" w.c. (1,24 - 1,8 mbarg)	100 psig (6,9 bar)
0.7 and up (1,8 mbarg and up)	200 psig (13,8 barg)
Inlet Pressure	
Minimum	25 psig (1,7 barg)
Recommended	≥ 35 psig (2,41 barg)



The Mark 695X Series, direct-operated, tank blanketing regulator, was designed specifically to provide accurate pressure control on very low pressure tank blanketing systems. The Mark 695X responds to very small changes in tank pressure by throttling open or closed to maintain the desired pressure set point.



### Features

- Direct Operated
- Fully Balanced Plug
- Accurate regulation down to 1/2" wc (1.25 mbar)
- ANSI Class VI Shutoff
- Two available spring ranges
- 200 psi maximum inlet pressure (13,8 bar)
- Three Cv's (Kv's): 0.15, 0.2, 0.4 (0,13, 0,17, 0,35)
- Ultra Lightweight Diaphragm for Maximum Sensitivity

### Optional Features

- Inlet Gauges: 0-100, 0-200
- Diagnostic Gauges: 0-100, 0-200
- Gauge Pair- Inlet & Diagnostic: 0-100, 0-200
- Purge Feature
- Optional High Alloys Available
- ANSI & DIN Flanged Ends
- Outlet Check Valve

A Division of Richards Industries  
3170 Wasson Road  
Cincinnati, OH 45209

toll free. 800.543.7311  
local. 513.533.5600  
fax. 513.871.0105

CONFIDENTIAL  
This is the property of Jordan Valve  
No copy without agreement



**Sizes:**

- 1/2" – 3/4" (DN15 – DN20)

**End Connections:**

- FNPT
- ANSI & DIN Flanges

**Body Materials:**

- 316L Stainless Steel
- Other Materials Available on Application

**Spring Housing:**

- 316L Stainless Steel

**Diaphragm:**

- Ultra Lightweight Teflon

**Seats and Balance Diaphragm:**

- Buna-N, FKM, EPDM, Kalrez

**Service:**

- Tank blanketing

**Shutoff:**

- ANSI Class VI (ANSI/FCI 70-3-2016)

**Available Spring Ranges**

- 0.5 – 5.5 wc (1,25 mb - 13,7 mb)
- 4 – 10 wc (9,96 mb - 24,9 mb)

**Max Operating Inlet Pressure:**

- 200 psig @ 100°F (13,8 barg @ 38°C)

**Max Differential Pressure:**

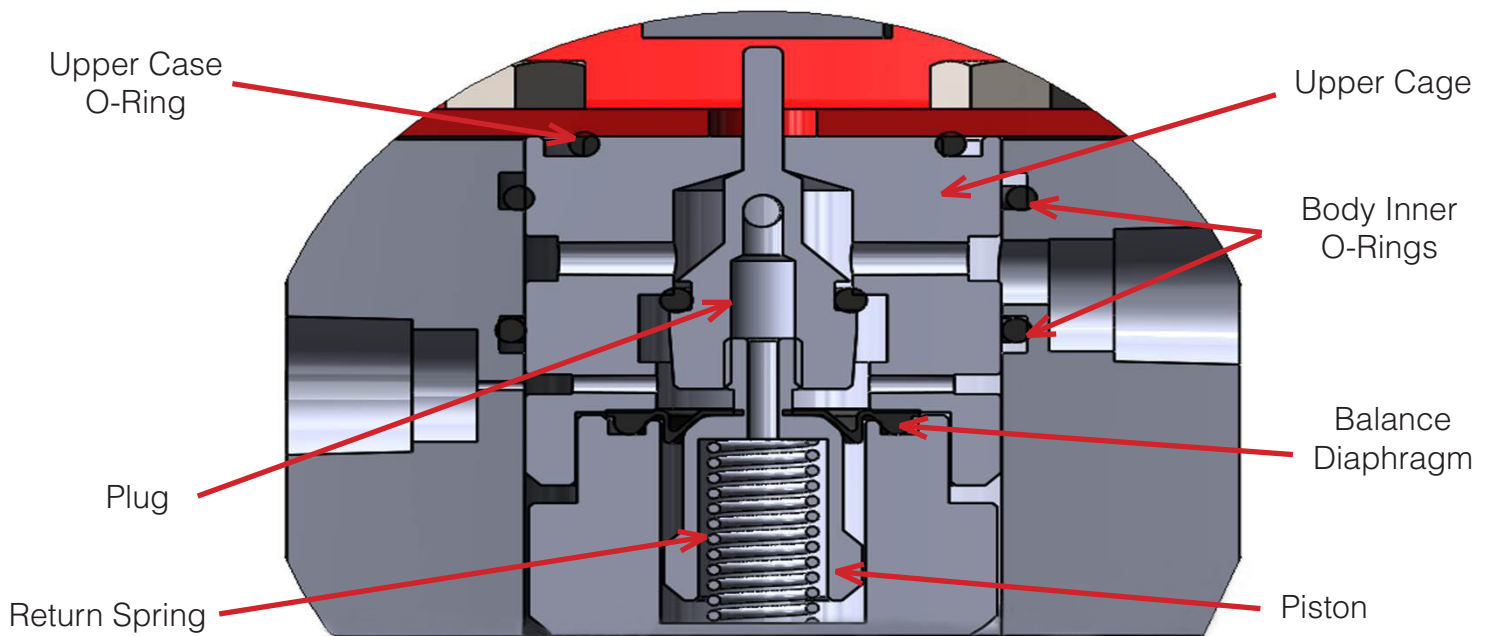
- 200 psig @ 100°F (13,8 barg @ 38°C)

**Max Downstream Pressure (Safety Rating):**

- 20 psig (1,38 barg)

**Operating Temperatures:**

- Determined by Elastomer



**Plug Assembly**

A Division of Richards Industries  
 3170 Wasson Road  
 Cincinnati, OH 45209  
 toll free. 800.543.7311  
 local. 513.533.5600  
 fax. 513.871.0105

CONFIDENTIAL  
 This is the property of Jordan Valve  
 No copy without agreement



## Sizing

Use JVCV at 90%. All valves are to be sized according to API-2000.

## Application

Products Commonly Blanketed\*:

- Adhesives
- Catalyst
- Chemicals
- Combustibles
- Deionized water
- Fats and oils
- Flavors
- Foods
- Fragrances
- Fructose
- Fuels
- Hazardous chemicals
- Health and beauty aids
- High purity water
- Industrial coatings
- Inks
- Juices
- Methanol
- Pharmaceuticals
- Photographic chemicals
- Sealants
- Soaps
- Solvents
- Volatile organics
- Water for injection

\*NOTE: Partial Listing

## Control Line Piping Recommendation

- Keep the regulator as close to the tank as possible and as high as possible.
- Minimize the length of the downstream pipe coming from the valve.
- NEVER reduce the pipe size on the valve outlet to the tank. This line must always be as large as the valve size, or one pipe size larger to assure it does not act as a restriction.
- Any downstream isolation valve after the regulator must be a full port type. The isolation valve cannot act as a restriction.
- The sensing line must be a minimum of 3/8" tube.
- A sensing line isolation valve is recommended Again, must be full ported.
- Slope the sensing line to the sensing port on the tank.
- Keep the sensing line as short and straight as possible.
- For each 10 feet of sensing line, increase the tube by 1/8" pipe diameter. (Especially important on the blanket pressures of less than 5 inches of water column).
- Keep the sensing port on the tank as far removed as possible from the downstream pipe outlet going into the tank.

## Pricing

Pricing for the **Mark 695X is on Page 20\*** of the Jordan Valve price list. The **Mark 695 is on page 21\***. Standard discounts apply.

\*You must be logged into the **member login** section of the Jordan Valve website to access this information.





### **Delivery**

**Delivery** on standard product is 4 weeks ARO.

### **Competition**

There are several manufacturers offering a product similar to the Mark 695 and the Mark 695X. Our primary competitors will be Fisher and VCI (Valve Concepts division of Cashco). See the attached **Competitive Matrices**.

### **Product Presentation**

**The Jordan Valve Tank Blanketing Presentation** is available in the Member Login section of the Jordan Valve website.

### **Customer Service / Support**

Your highly trained Jordan Valve Regional Sales Manager is available to answer technical questions, accompany you on sales calls and provide training to your staff.

Contact your Client Consultant for technical questions, sizing, pricing and deliveries.

### **Product Manager**

The Jordan Valve Product Manager is Harry Woebkenberg. You can contact him at:  
513.533.7317 (Office)  
513.765.0160 (Mobile)  
hwoebkenberg@richardsind.com

### **Marketing Materials**

If you need assistance accessing the Member Login section of the Jordan Valve Website contact Kyndle McMurry, Marketing Communications Manager, at kmcmurry@richardsind.com or 513.533.7345.