

**Features**

| MATERIALS OF CONSTRUCTION |                     |
|---------------------------|---------------------|
| Fittings:                 | CA345, CA360, CA377 |

| NOMENCLATURE          |                  |
|-----------------------|------------------|
| EXAMPLE:<br>2214P-2-2 | ATTRIBUTE:       |
| 2                     | Extrusion        |
| 1 (not shown)         | Forging          |
| 214                   | 45° Street Elbow |
| p                     | Pipe             |
| 2                     | 1/8" Pipe Thread |
| 2                     | 1/8" Pipe Thread |

| APPLICABLE TUBE |                            |
|-----------------|----------------------------|
| Tube Material:  | Copper, brass, iron pipe   |
| Thread size:    | 1/8, 1/4, 3/8, 1/2, 3/4, 1 |

| SPECIFICATIONS      |                 |
|---------------------|-----------------|
| Pressure Range:     | Up to 1,000 PSI |
| Temperature Ranges: | -65° to +250°F  |



All pipe fittings meet functional requirements of SAE J530 and SAE J531. Threads are made to Dryseal standards.

**Pipe thread assembly guide (turns method) for Dryseal threads with pre-applied Vibra Seal**

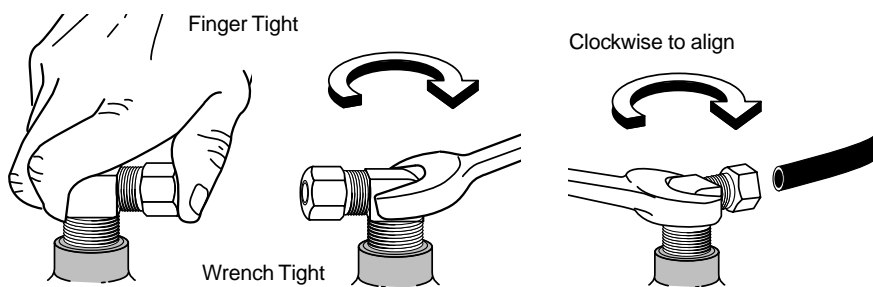

**Straight Fittings**

1. Tighten external thread into the internal thread.
2. Tighten an additional 2 revolutions with a wrench up to 1/2 in. male pipe thread. Above 1/2 in., 1-1/2 to 2-1/2 revolutions.

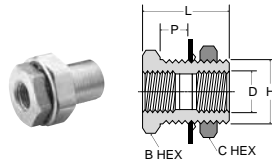
**Elbow or Tee Fittings**

1. Tighten external thread into the internal thread.
2. Tighten an additional 1 to 1-1/2 revolutions with a wrench.
3. Tighten fitting, Clockwise, to Align with Tubing (never counter clockwise).

Note: To minimize the possibility of a leaking threaded joint after assembling male to female pipe threads, neither end should be backed out (loosened) once the assembly has been made.



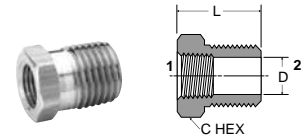
|                          |
|--------------------------|
| <b>H</b>                 |
| Tubing                   |
| PrestoLok Composite      |
| PrestoLok Metal          |
| Pipe Fittings & Adapters |



**207ACBH Anchor Coupling**

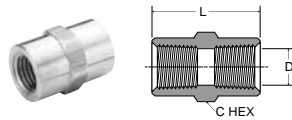
| PART NO.    | FEMALE PIPE THREAD | STRAIGHT THREAD | MAX. BULK HEAD P | B HEX | C HEX | L    | BLKHD HOLE DIA. H | FLOW DIA. D |
|-------------|--------------------|-----------------|------------------|-------|-------|------|-------------------|-------------|
| 207ACBH-2   | 1/8                | 5/8-18          | .89              | 7/8   | 15/16 | 1.50 | 5/8               | .339        |
| 207ACBHS-2  | 1/8                | 5/8-18          | .35              | 7/8   | 15/16 | .96  | 5/8               | .339        |
| 207ACBH-4   | 1/4                | 3/4-16          | .81              | 1     | 1-1/8 | 1.50 | 3/4               | .441        |
| 207ACBHS-4  | 1/4                | 3/4-16          | .26              | 1     | 1     | .94  | 3/4               | .441        |
| 207ACBH-6   | 3/8                | 1-14            | .62              | 1-1/8 | 1-1/4 | 1.31 | 1                 | .571        |
| 207ACBH-8   | 1/2                | 1-1/8-14        | .75              | 1-1/4 | 1-3/8 | 1.50 | 1-1/8             | .703        |
| 207ACBH-12  | 3/4                | 1-5/16-12       | .65              | 1-1/2 | 1-1/2 | 1.50 | 1-5/16            | .906        |
| 207ACBH-16* | 1                  | 1-5/8-14        | 1.00             | 2     | 2     | 1.68 | 1-5/8             | 1.140       |

\*Lock Washer not Available



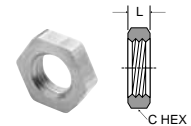
**209P Bushing**

| PART NO.   | 1 PIPE THREAD | 2 PIPE THREAD | C HEX | L    | FLOW DIA. D |
|------------|---------------|---------------|-------|------|-------------|
| 209P-4-2   | 1/8           | 1/4           | 9/16  | .75  | .339        |
| 209P-6-2   | 1/8           | 3/8           | 11/16 | .75  | .339        |
| 209P-6-4   | 1/4           | 3/8           | 3/4   | .75  | .441        |
| 209P-8-2   | 1/8           | 1/2           | 7/8   | 1.00 | .339        |
| 209P-8-4   | 1/4           | 1/2           | 7/8   | 1.00 | .441        |
| 209P-8-6   | 3/8           | 1/2           | 7/8   | 1.00 | .571        |
| 209P-12-2  | 1/8           | 3/4           | 1-1/8 | 1.00 | .339        |
| 209P-12-4  | 1/4           | 3/4           | 1-1/8 | 1.00 | .441        |
| 209P-12-6  | 3/8           | 3/4           | 1-1/8 | 1.00 | .571        |
| 209P-12-8  | 1/2           | 3/4           | 1-1/8 | 1.00 | .703        |
| 209P-16-8  | 1/2           | 1             | 1-3/8 | 1.31 | .703        |
| 209P-16-12 | 3/4           | 1             | 1-3/8 | 1.31 | .906        |



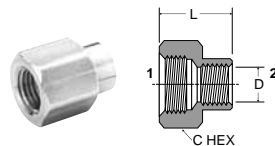
**207P Coupling**

| PART NO. | PIPE THREAD | C HEX  | L    | FLOW DIA. D |
|----------|-------------|--------|------|-------------|
| 207P-2   | 1/8         | 9/16   | .75  | .339        |
| 207P-4   | 1/4         | 3/4    | 1.12 | .441        |
| 207P-6   | 3/8         | 7/8    | 1.12 | .571        |
| 207P-8   | 1/2         | 1-1/16 | 1.50 | .703        |
| 207P-12  | 3/4         | 1-3/8  | 1.53 | .906        |



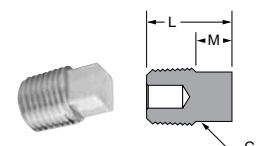
**210P Lock Nut**

| PART NO. | PIPE THREAD | C HEX | L   |
|----------|-------------|-------|-----|
| 210P-2   | 1/8 NPSL    | 11/16 | .19 |
| 210P-4   | 1/4 NPSL    | 7/8   | .25 |
| 210P-6   | 3/8 NPSL    | 1     | .25 |
| 210P-8   | 1/2 NPSL    | 1-1/8 | .25 |



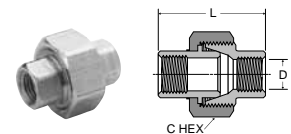
**208P Reducer Coupling**

| PART NO.  | 1 PIPE THREAD | 2 PIPE THREAD | C HEX  | L    | FLOW DIA. D |
|-----------|---------------|---------------|--------|------|-------------|
| 208P-4-2  | 1/4           | 1/8           | 3/4    | .97  | .339        |
| 208P-6-4  | 3/8           | 1/4           | 7/8    | 1.16 | .441        |
| 208P-8-4  | 1/2           | 1/4           | 1-1/16 | 1.28 | .441        |
| 208P-8-6  | 1/2           | 3/8           | 1-1/16 | 1.38 | .571        |
| 208P-12-6 | 3/4           | 3/8           | 1-3/8  | 1.32 | .571        |
| 208P-12-8 | 3/4           | 1/2           | 1-3/8  | 1.50 | .703        |



**211P Square-Head Plug**

| PART NO. | PIPE THREAD | C    | L    | M   |
|----------|-------------|------|------|-----|
| 211P-2   | 1/8         | 9/32 | .59  | .25 |
| 211P-4   | 1/4         | 3/8  | .80  | .29 |
| 211P-6   | 3/8         | 7/16 | .83  | .32 |
| 211P-8   | 1/2         | 9/16 | 1.07 | .39 |
| 211P-12  | 3/4         | 5/8  | 1.14 | .45 |



**212P Union**

| PART NO. | PIPE THREAD | C HEX  | L    | D    |
|----------|-------------|--------|------|------|
| 212P-4   | 1/4         | 1-3/16 | 1.54 | .441 |
| 212P-6   | 3/8         | 1-1/4  | 1.76 | .571 |

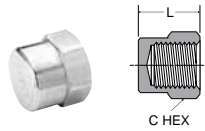
**H**

Tubing

Prestolok Composite

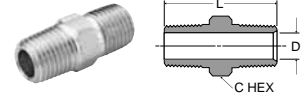
Prestolok Metal

Pipe Fittings & Adapters



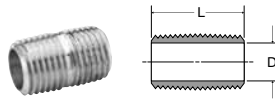
**213P Cap**

| PART NO. | PIPE THREAD | C HEX  | L   |
|----------|-------------|--------|-----|
| 213P-2   | 1/8         | 9/16   | .50 |
| 213P-4   | 1/4         | 11/16  | .63 |
| 213P-6   | 3/8         | 13/16  | .63 |
| 213P-8   | 1/2         | 1-1/16 | .87 |
| 213P-12  | 3/4         | 1-1/4  | .89 |



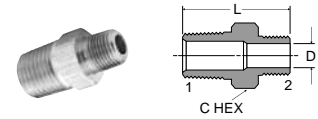
**216P Hex Nipple**

| PART NO. | PIPE THREAD | C HEX  | L    | FLOW DIA. D |
|----------|-------------|--------|------|-------------|
| 216P-2   | 1/8         | 7/16   | .97  | .220        |
| 216P-4   | 1/4         | 9/16   | 1.38 | .314        |
| 216P-6   | 3/8         | 11/16  | 1.41 | .440        |
| 216P-8   | 1/2         | 7/8    | 1.81 | .564        |
| 216P-12  | 3/4         | 1-1/16 | 1.81 | .752        |



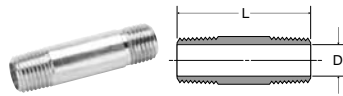
**215PN Close Nipple**

| PART NO. | PIPE THREAD | L    | FLOW DIA. D |
|----------|-------------|------|-------------|
| 215PN-2  | 1/8         | .75  | .281        |
| 215PN-4  | 1/4         | .88  | .375        |
| 215PN-6  | 3/8         | 1.00 | .500        |
| 215PN-8  | 1/2         | 1.13 | .625        |
| 215PN-12 | 3/4         | 1.31 | .750        |



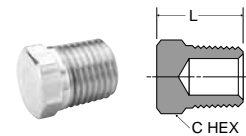
**216P Hex Nipple Reducers**

| PART NO.  | 1 PIPE THREAD | 2 PIPE THREAD | C HEX  | L    | FLOW DIA. D |
|-----------|---------------|---------------|--------|------|-------------|
| 216P-4-2  | 1/4           | 1/8           | 9/16   | 1.19 | .220        |
| 216P-6-2  | 3/8           | 1/8           | 11/16  | 1.22 | .220        |
| 216P-6-4  | 3/8           | 1/4           | 11/16  | 1.41 | .314        |
| 216P-8-4  | 1/2           | 1/4           | 7/8    | 1.62 | .314        |
| 216P-8-6  | 1/2           | 3/8           | 7/8    | 1.62 | .440        |
| 216P-12-8 | 3/4           | 1/2           | 1-1/16 | 1.80 | .564        |



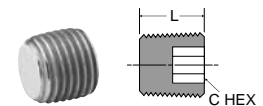
**215PNL Long Nipple**

| PART NO.    | PIPE THREAD | L     | FLOW DIA. D |
|-------------|-------------|-------|-------------|
| 215PNL-2-15 | 1/8         | 1-1/2 | .250        |
| 215PNL-4-15 | 1/4         | 1-1/2 | .375        |
| 215PNL-6-15 | 3/8         | 1-1/2 | .500        |
| 215PNL-8-15 | 1/2         | 1-1/2 | .625        |
| 215PNL-2-20 | 1/8         | 2     | .250        |
| 215PNL-4-20 | 1/4         | 2     | .375        |
| 215PNL-6-20 | 3/8         | 2     | .500        |
| 215PNL-8-20 | 1/2         | 2     | .625        |
| 215PNL-2-25 | 1/8         | 2-1/2 | .250        |
| 215PNL-4-25 | 1/4         | 2-1/2 | .375        |
| 215PNL-6-25 | 3/8         | 2-1/2 | .500        |
| 215PNL-8-25 | 1/2         | 2-1/2 | .625        |
| 215PNL-2-30 | 1/8         | 3     | .250        |
| 215PNL-4-30 | 1/4         | 3     | .375        |
| 215PNL-6-30 | 3/8         | 3     | .500        |
| 215PNL-8-30 | 1/2         | 3     | .625        |
| 215PNL-2-35 | 1/8         | 3-1/2 | .250        |
| 215PNL-4-35 | 1/4         | 3-1/2 | .375        |
| 215PNL-6-35 | 3/8         | 3-1/2 | .500        |
| 215PNL-8-35 | 1/2         | 3-1/2 | .625        |



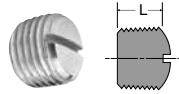
**218P Hex-Head Plug**

| PART NO. | PIPE THREAD | C HEX  | L     |
|----------|-------------|--------|-------|
| 218P-2   | 1/8         | 7/16   | .560  |
| 218P-4   | 1/4         | 9/16   | .747  |
| 218P-6   | 3/8         | 11/16  | .780  |
| 218P-8   | 1/2         | 7/8    | .970  |
| 218P-12  | 3/4         | 1-1/16 | 1.054 |



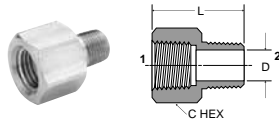
**219P Countersunk Hex-Head Plug**

| PART NO. | PIPE THREAD | C HEX | L   |
|----------|-------------|-------|-----|
| 219P-2   | 1/8         | 3/16  | .30 |
| 219P-4   | 1/4         | 1/4   | .46 |
| 219P-6   | 3/8         | 5/16  | .46 |
| 219P-8   | 1/2         | 3/8   | .61 |
| 219P-12  | 3/4         | 9/16  | .62 |



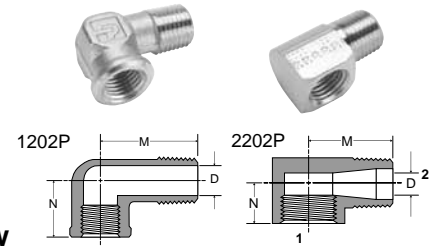
**220P Slotted-Head Plug**

| PART NO. | PIPE THREAD | L   |
|----------|-------------|-----|
| 220P-2   | 1/8         | .31 |
| 220P-4   | 1/4         | .42 |
| 220P-6   | 3/8         | .43 |



**222P Adapter**

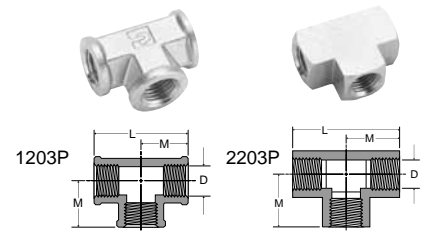
| PART NO.   | 1 PIPE THREAD | 2 PIPE THREAD | C HEX  | L    | FLOW DIA. D |
|------------|---------------|---------------|--------|------|-------------|
| 222P-2-2   | 1/8           | 1/8           | 9/16   | .88  | .220        |
| 222P-4-2   | 1/4           | 1/8           | 3/4    | 1.06 | .220        |
| 222P-4-4   | 1/4           | 1/4           | 3/4    | 1.25 | .314        |
| 222P-6-2   | 3/8           | 1/8           | 7/8    | 1.10 | .220        |
| 222P-6-4   | 3/8           | 1/4           | 7/8    | 1.25 | .314        |
| 222P-6-6   | 3/8           | 3/8           | 7/8    | 1.25 | .440        |
| 222P-8-4   | 1/2           | 1/4           | 1      | 1.47 | .314        |
| 222P-8-6   | 1/2           | 3/8           | 1-1/16 | 1.47 | .440        |
| 222P-8-8   | 1/2           | 1/2           | 1-1/16 | 1.66 | .564        |
| 222P-12-6  | 3/4           | 3/8           | 1-3/8  | 1.50 | .440        |
| 222P-12-8  | 3/4           | 1/2           | 1-3/8  | 1.69 | .564        |
| 222P-12-12 | 3/4           | 3/4           | 1-3/8  | 1.69 | .752        |



**1202P-2202P  
 90° Street Elbow**

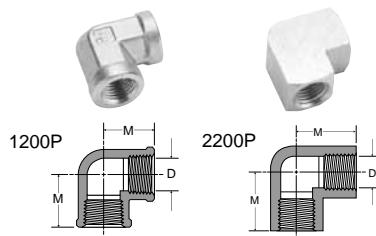
| PART NO.    | 1 PIPE THREAD | 2 PIPE THREAD | M    | N   | FLOW DIA. D |
|-------------|---------------|---------------|------|-----|-------------|
| 1202P-2-2   | 1/8           | 1/8           | .81  | .56 | .22         |
| 2202P-2-2   | 1/8           | 1/8           | .62  | .48 | .22         |
| 2202PA-2-2* | 1/8           | 1/8           | .66  | .48 | .22         |
| 2202P-4-2   | 1/4           | 1/8           | .72  | .45 | .23         |
| 1202P-4-4   | 1/4           | 1/4           | 1.08 | .69 | .31         |
| 2202P-4-4   | 1/4           | 1/4           | .91  | .45 | .34         |
| 2202PA-4-4* | 1/4           | 1/4           | .91  | .72 | .31         |
| 2202P-4-6   | 1/4           | 3/8           | .97  | .78 | .43         |
| 1202P-6-4   | 3/8           | 1/4           | 1.25 | .78 | .31         |
| 1202P-6-6   | 3/8           | 3/8           | 1.25 | .78 | .42         |
| 2202P-6-6   | 3/8           | 3/8           | .98  | .54 | .41         |
| 2202PA-6-6* | 3/8           | 3/8           | .97  | .78 | .43         |

\*Meets SAE Dimensions



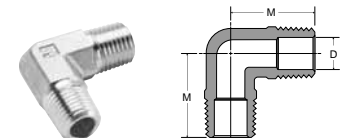
**1203P-2203P  
 Union Tee**

| PART NO. | PIPE THREAD | L    | M    | FLOW DIA. D |
|----------|-------------|------|------|-------------|
| 1203P-2  | 1/8         | 1.12 | .56  | .339        |
| 2203P-2  | 1/8         | 1.06 | .53  | .339        |
| 1203P-4  | 1/4         | 1.38 | .69  | .441        |
| 2203P-4  | 1/4         | 1.52 | .76  | .441        |
| 2203P-6  | 3/8         | 1.68 | .84  | .571        |
| 1203P-8  | 1/2         | 2.14 | 1.07 | .703        |
| 2203P-8  | 1/2         | 2.14 | 1.07 | .703        |
| 2203P-12 | 3/4         | 2.28 | 1.14 | .906        |



**1200P-2200P  
 90° Union Elbow**

| PART NO.  | PIPE THREAD | M    | FLOW DIA. D |
|-----------|-------------|------|-------------|
| 1200P-2-2 | 1/8         | .56  | .329        |
| 2200P-2-2 | 1/8         | .55  | .339        |
| 1200P-4-4 | 1/4         | .81  | .441        |
| 2200P-4-4 | 1/4         | .78  | .441        |
| 1200P-6-6 | 3/8         | .84  | .571        |
| 2200P-6-6 | 3/8         | .84  | .571        |
| 2200P-8-8 | 1/2         | 1.07 | .703        |



**1204P Male Elbow**

| PART NO. | PIPE THREAD | M    | FLOW DIA. D |
|----------|-------------|------|-------------|
| 1204P-2  | 1/8         | .71  | .220        |
| 1204P-4  | 1/4         | 1.09 | .312        |
| 1204P-6  | 3/8         | 1.09 | .408        |
| 1204P-8  | 1/2         | 1.41 | .502        |

**H**

Tubing

Prestolok  
 Composite

Prestolok  
 Metal

Pipe Fittings  
 & Adapters