

PIN8000/PIN8010 Pneumatic Source Hi Pressure Intensifier



PIN8000

STANDARD FEATURES

- Available in self-contained enclosure with carrying handles (PIN8000) or 19 inch wide rack-mount version (PIN8010)
- Internal precision pressure intensifier generates up to 10 times input pressure
- Electronically controlled intensifier system
- Two output (test) ports, for connecting to Device-Under-Test as well as a precision calibration standard (works with all major brand pressure calibrators, digital gauges or indicators)
- Precision Condec REG1000 (regulator) to adjust input pressure
- Three gauges to monitor regulated pressure, accumulated pressure, and output pressure
- Patented micro-metering valves with vernier for precision (.0005 psi) for pressure adjustment and venting
- Quick-disconnect fittings and hoses supplied for input and output pressure
- Easy to operate, training can be accomplished in 10 minutes
- Different technicians can operate the system and get identical results...every time
- Pneumatic only - no hydraulics or distilled water messes

APPLICATIONS

- High pressure supply, up to 10,000 psi, for test equipment
- Ideal for fluid-free high pressure calibration
- Works with all major manufacturer's electronic pressure calibrators

SPECIFICATIONS

Temperature Range:

Operating: 40°F to 140°F (4°C to 60°C)
 Storage: 0°F to 185°F (-17°C to 85°C)
 Relative humidity: 95%, non-condensing

Pressure Media:

Clean dry gaseous nitrogen or clean dry air

Regulated Pressure Gauge:

Size: Two and one half-inch diameter
 Range: 0-1500 psi

Accumulator and Output Pressure Gauges:

Size: Two and one half-inch diameter
 Range: 0-15,000 psi

Control Valves:

Type: Micro-metering with positive shut off, adjustable stop and replaceable seat, non destructible
 Vernier mechanical rotation : 16 turns, nominal
 Adjustable sensitivity : 0.0005 psi, minimum
 Vernier torque: Finger tip adjust to 10,000 psi
 Material: 300 series stainless steel outer body

Internal Piping:

Tubing: 1/4 in. O.D. and 1/8 in. O.D. 300 series stainless steel, seamless
 Couplings: 300 series stainless steel Swagelok®

Output Test Ports:

Style: Quick-disconnect type
 Pressure rating: 10,000 psig minimum, connected or disconnected
 Quantity supplied: 2 output Quick Disconnects (one, p/o output pressure hose mentioned below)

Pressure Hoses:

Quantity supplied: 2; one input and one output
 Length: 4 ft., nominal each hose
 Booster Pump solenoid valve:
 Type: Three-way, normally closed, electronically controlled
 Pressure rating : 1500 psig
 Power Requirements:
 115 VAC, 50 Hz, 10 watts
 Note: 220 VAC also available.

Input Pressure Condec REG 1000 Regulator:

Pressure rating: 3000 psi maximum
 Output pressure range: 0-1000 psi
 Construction: Self-relieving, single stage regulator

External Housing:

PIN8000: Deep drawn aluminum case with cover and handles
 PIN8010: Sheet aluminum enclosure

External Finish:

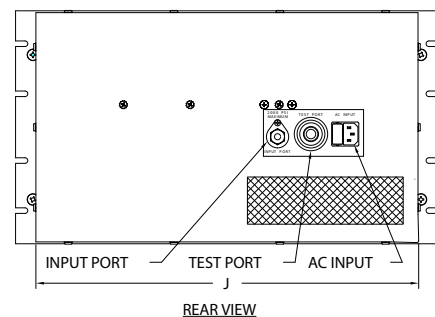
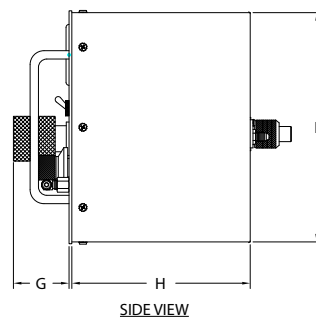
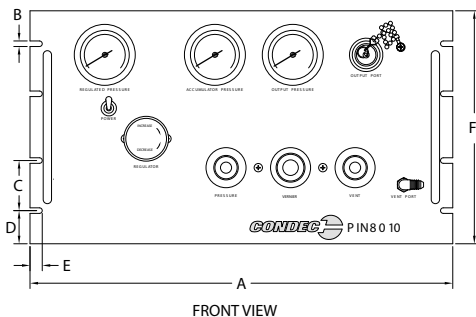
PIN8000: Grey polyurethane baked-enamel paint, textured finish
 PIN8010: Dark Tan polyurethane baked-enamel paint, textured finish

Weight:

Approximately 40 lb (18.1 kg), nominal including all fitting, hoses and power cord

DIMENSIONS	
A	19.0 in. (482.60 mm)
B	0.25 in. (6.35 mm)
C	2.25 in. (57.15 mm)
D	1.48 in. (37.59 mm)
E	0.55 in. (13.97 mm)
F	10.47 in. (265.93 mm)
G	2.60 in. (66.04 mm)
H	8.00 in. (203.20 mm)
I	10.36 in. (263.24 mm)
J	17.18 in. (436.37 mm)

Rack-mount dimensions are for reference only. Consult factory for cutout dimensions



PIN8000 dimensions (not shown):
 18 W x 11 D x 11.5 in. H (457.2 W x 279.4 D x 292.1 mm H)

PIN8000/PIN8010 Pneumatic Source Hi Pressure Intensifier

MODEL/PRICE

MODEL	DESCRIPTION	EST. SHIP WEIGHT	PRICE
PIN8000	Portable Pneumatic Source Hi Pressure Intensifier	44 lb	Consult
PIN8010	19 inch rack-mount Pneumatic Source Hi Pressure Intensifier	44 lb	Consult

PIN8000/PIN8010 Model Numbering Guide

PIN8000/PIN8010 () ()

POWER

A = 115 VAC, 50/60 Hz
 B = 230 VAC, 50/60 Hz

OPTIONS

A = Standard, 10,000 psi max output

Determine model configuration before ordering

Example: PIN8000AA = PIN8000 (A) 115 VAC (A) Standard



OPTIONS/ACCESSORIES

PART #	DESCRIPTION	PRICE
63258	Additional operating & maintenance manual	Consult
59533	External portable pressure cylinder with (83.3 cu ft. 3694 psi test pressure) CGA-580 shutoff valve/internal rupture disk and carrying handle	Consult
58478	Pressure trap (PIN8000/PIN8010) Literature sheet PN 58596	Consult
55542	Standard quick-disconnect test port (output) fitting male plug on one end and 7/16-20 37 DEG (AN-4) JIC male on opposite end w/ internal 40 micron filter, 11000 PSI working pressure (Requires (included) one Cheat Seal 54854)	Consult
151017	Output (test) port quick-disconnect adapter male coupling body, other end 1/4-18 NPT female SST with 40 micron filter, 11000 PSI working pressure, for mating between CONDEC DPDG and PIN8000 or PIN8010	Consult
55280	Additional test port (output) 4-1/2 ft. long hose with quick-disconnect (SST) plug on one end and 1/4 in. 37° female AN swivel pressure fitting on opposite end	Consult
131096	Additional test port (output) 10 ft. long hose with quick-disconnect (SST) plug on one end and 1/4 in. 37° female AN swivel pressure fitting on opposite end	Consult
78939	Additional fill port (input) 5 ft. long hose with CGA-580 male nipple on one end and 1/4 in. 37° female AN swivel pressure fitting on opposite end	Consult
55366	Additional fill port (input) 10 ft. long hose with CGA-580 male nipple on one end and 1/4 in. 37° female AN swivel pressure fitting on opposite end	Consult
55369	Additional fill port (input) 15 ft. long hose with CGA-580 male nipple on one end and 1/4 in. 37° female AN swivel pressure fitting on opposite end	Consult
162561	Additional fill port (input) 20 ft. long hose with CGA-580 male nipple on one end and 1/4 in. 37° female AN swivel pressure fitting on opposite end	Consult
120462	Output (test) port quick-disconnect adjustable adapter assembly, 1/8 NPT Male (Finger Tighten) to 1/4-37 Degree AN-4 swivel other end, 5000 psig working pressure (for hands-free display reading when used between PIN8000 Quick-Connect 55542 and Hand-Held or Digital Gauge with 1/8 NPT Female thread, requires (included) one Cheat Seal 54854)	Consult
159683	Output (test) port adjustable adapter assembly, female (finger tighten) 1/4 NPT to 1/4-37 degree AN-4 swivel other end, 5000 psig working pressure (for hands-free display reading when used between PIN8000 Quick-Connect 55542 and Device with 1/4 NPT Male)	Consult
150613	External Cylinder Fill 5 ft. long hose with CGA-580 Type Male Nipple Both Ends 0-3000 PSI Working Pressure (Used For Filling External Pressure Cylinder PN 59533)	Consult



PRESSURE INTENSIFIER