

Dulcodes A UV System



Level 2 100 %	UV INTENSITY 60 %	Control INT UV - intensity 60 %		
Time: 00:20	Lamp Power: 1r1331 W	Lamp ON		
11/22/2013		2:02:58 PM		
STOP	TREND	WIPER	FAULTS	MENU

** W/m² readout also displayed, however not show above.

Dulcodes A UV systems are ideal for the photochemical decomposition of combined chlorine (inorganic chloramines) in the treatment of swimming pool water. Chlorine-resistant germs, especially cryptosporidium are reliably inactivated. Special medium pressure UV lamps generate intense polychromatic UV light to reduce the strong odor producing and eye irritating substances. The result is an improved quality of water for healthy and pleasant swimming.

Features

- Specific systems validated to meet a minimum 3.0 Log Cryptosporidium inactivation required by the Model Aquatic Health Code (MAHC) and 40 mJ/cm² MS2 RED per New York State Department of Health (NSDOH)
- Flow: up to 4592 gpm
- Large graphical display for displaying the time dependency of the UV sensor signal with trend indication.
- Electronic power supplies with automatic set point control to ensure maximum efficiency at lowest power usage.
- 8000 hours lamp warranty
- PLC freely programmable control, e.g. for recirculation pump interlock, flushing or circulation bypass, warning and shutdown procedures
- Remote interface and control with DCM 502 and combined chlorine measurement. Additional warranty offered when utilized with ProMinent Chemical Controllers
- Minimum space requirement and highest level of installation flexibility due to free choice of mounting orientation
- Maintenance-friendly, single-end lamp connection and service access allows lamp to be changed out in 5 minutes.
- Nitrogen trichloride test kit option available
- Color display of operational status visible up to 100 feet from screen
- Reaction chamber from high quality stainless steel 316L (1.4404)
- Automatic cleaning system

Benefits

- The A unit utilizes multiple control points thus allowing for a disinfection setpoint and a chloramine setpoint. Up to 25% chemical savings when used with DCM502!
- NSF50 listed to NEW 2012 standard and 3rd party validated for Crypto 3.0 log inactivation
- Only UV systems on NSF site with Electronic lamp driver. NO Magnetic ballasts
- The A units can save up to 40% power versus a standard magnetic ballast
- Electronic ballasts can increase lamp life!
- The A plants are the only UV system on market with Tru-View viewing disc on chamber allowing viewing of UV lamp in operation
- The A plants have PLC based controls with color coded screens that give immediate notice of operation status of system
- 400 days of data logging, lamp power, UV intensity, faults, warnings
- Integrated heatsink inside of electrical lamp driver to maximize performance and longevity

Applications

- Spray pads
- Swimming pools
- Spray pads
- Zoos
- Aquariums
- Drinking water



Certified to
NSF/ANSI Standard 50

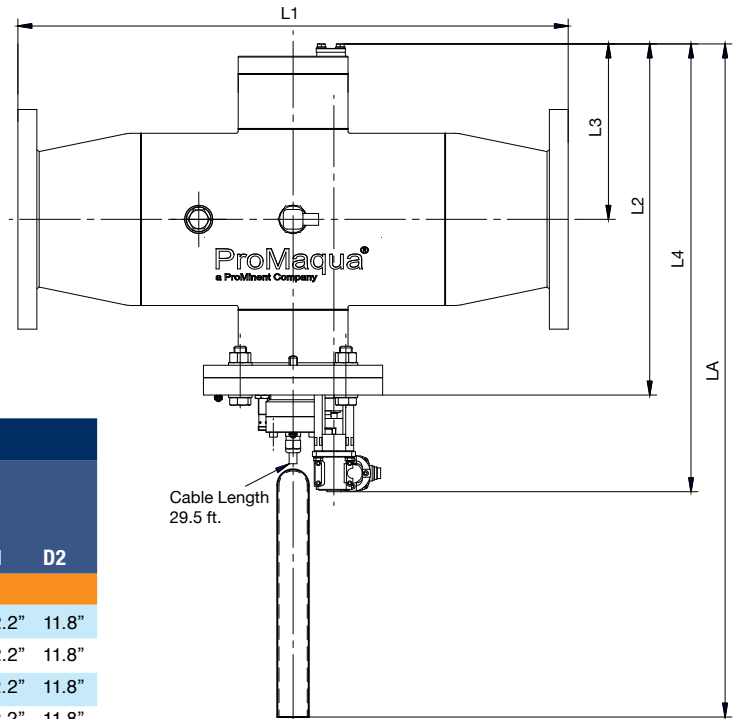
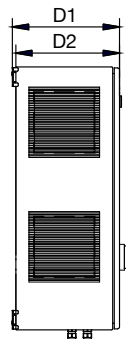
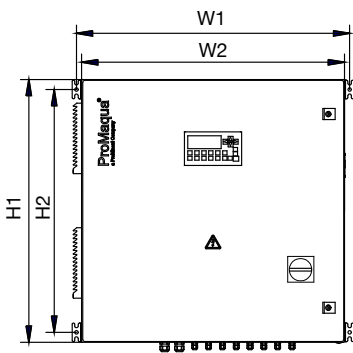
Dulcodes A UV System

Specifications

Technical Data												
Model	Part Number	# of Lamps	Power Output	Outdoor Pools	Combined CL2	Flange Size	Phase	Unit Voltage	FLA Amps	Chamber Weights Dry/Wet	Cabinet Weights	Shipping Dimensions
			Watts	Max. GPM 400 J/m ² GPM	Max. GPM 600 J/m ² GPM							
1X1A	7781581	1	1000	437	292	4"	1	208/240	7.5/6.5	46/82	135	69.7"x38.2"x19.7"
1X2A	7781582	1	2000	765	510	6"	1	208/240	12/10	68/128	135	69.7"x38.2"x19.7"
1X3A	7781583	1	3000	1531	1020	8"	3	480	13	115/260	135	69.7"x38.2"x19.7"
1X3A	7781584	1	3000	1531	1020	8"	3	208/240	17/15	115/260	135	69.7"x38.2"x19.7"
2X2A	7781585	2	4000	2041	1360	8"	3	480	9	172/366	150	59.8"x40.2"x26.8"
2X2A	7781586	2	4000	2041	1360	8"	3	208/240	20/17	172/366	150	59.8"x40.2"x26.8"
2X3A	7781579	2	6000	3061	2041	10"	3	480	14	172/366	150	59.8"x40.2"x26.8"
2X3A	7781587	2	6000	3061	2041	10"	3	208/240	28/25	172/366	150	59.8"x40.2"x26.8"
3x3A	7781588	3	9000	4592	3061	12"	3	480	14	172/366	205	38.2"x34.3"x60.6"
3x3A	7781589	3	9000	4592	3061	12"	3	208/240	28/25	172/366	205	38.2"x34.3"x60.6"

Note: Additional flange sizes available upon request based on flow range and pipe velocity

Dimensional Drawings & Sizes



Dimensions											
Model	Chamber					Cabinet					
	L1	L2	L3	L4	LA	H1	H2	W1	W2	D1	D2
1X1A	27.5"	13.7"	6.8"	18.5"	26.1"	29.9"	24.6"	31.1"	29.9"	12.2"	11.8"
1X2A	27.5"	17.6"	8.8"	22.4"	34"	29.9"	24.6"	31.1"	29.9"	12.2"	11.8"
1X3A	31.5"	21.5"	10.7"	26.4"	41.9"	29.9"	24.6"	31.1"	29.9"	12.2"	11.8"
2X2A	35.4"	21.4"	10.6"	26.2"	44.5"	29.9"	24.6"	31.1"	29.9"	12.2"	11.8"
2X3A	35.4"	21.4"	10.6"	26.2"	44.5"	29.9"	24.6"	31.1"	29.9"	12.2"	11.8"
3x3A	35.4"	21.4"	10.6"	26.2"	44.5"	55.1"	44.9"	24.8"	23.6"	12.2"	11.8"

Certifications:

NSF50 (2012 standard); Annex H
 Single Pass validation for Cryptosporidium
 Electrical Certification: UL 508A, CSA C22.2 No. 14



ProMinent Fluid Controls, Inc.
 136 Industry Drive • Pittsburgh, PA 15275 USA
 (412) 787-2484 • Fax: (412) 787-0704
 email: sales@prominent.us • www.prominent.us

© 2015 ProMinent Fluid Controls, Inc. All Rights Reserved.

PN: 7750505
 Dulcodes_A_UV.indd rev4 01/23/2015