

# CAST IRON METER BOXES FOR 5/8"x3/4" METERS

Shaded area indicates change Rev. 11-17

## With locking lid, angle inlet and 3/4" FIP horizontal coupling outlet

Inlet coupling	Inlet size	Box height	Catalog number
Mueller 110 (CTS)	3/4"	7"	H-1452-AN
Mueller 110 (CTS)	3/4"	9"	H-1452-AN
INSTA-TITE (CTS)	3/4"	7"	H-1452-BN
INSTA-TITE (CTS)	3/4"	9"	H-1452-BN
Mueller 110 (IPS)	3/4"	7"	H-1452-CN
Mueller 110 (IPS)	3/4"	9"	H-1452-CN
INSTA-TITE (IPS)	3/4"	7"	H-1452-DN
INSTA-TITE (IPS)	3/4"	9"	H-1452-DN
Copper flare	3/4"	7"	H-1452-EN
Copper flare	3/4"	9"	H-1452-EN
Mueller 110 (CTS)	1"	7"	H-1452-JN
Mueller 110 (CTS)	1"	9"	H-1452-JN
Copper flare*	3/4"	7"	H-1452-2N
Copper flare*	3/4"	9"	H-1452-2N
Mueller 110 (CTS)*	3/4"	7"	H-1452-3N
Mueller 110 (CTS)*	3/4"	9"	H-1452-3N
Pack Joint (CTS)	3/4"	7"	P-1452-AN
Pack Joint (CTS)	3/4"	9"	P-1452-AN
Pack Joint (CTS)	1"	7"	P-1452-JN
Pack Joint (CTS)	1"	9"	P-1452-JN
Pack Joint (CTS)*	3/4"	7"	P-1452-3N
Pack Joint (CTS)*	3/4"	9"	P-1452-3N



(H-1452-3N shown)

\* Inlet connections are integral to the meter box.

Note: Meter boxes will not be sold without the inlet coupling.

Touch read hole available. Contact Mueller Customer Service Center for more information.

Note: For an inlet reduced port ball valve replace the "H1" with a "B2" when ordering. Example: H1452-3N - B2452-3N

## With non-locking lid, angle inlet and 3/4" FIP horizontal coupling outlet

Inlet coupling	Inlet size	Box height	Catalog number
Mueller 110 (CTS)	3/4"	7"	H-1453-AN
Mueller 110 (CTS)	3/4"	9"	H-1453-AN
INSTA-TITE (CTS)	3/4"	7"	H-1453-BN
INSTA-TITE (CTS)	3/4"	9"	H-1453-BN
Mueller 110 (IPS)	3/4"	7"	H-1453-CN
Mueller 110 (IPS)	3/4"	9"	H-1453-CN
INSTA-TITE (IPS)	3/4"	7"	H-1453-DN
INSTA-TITE (IPS)	3/4"	9"	H-1453-DN
Copper flare	3/4"	7"	H-1453-EN
Copper flare	3/4"	9"	H-1453-EN
Copper flare*	3/4"	7"	H-1453-2N
Copper flare*	3/4"	9"	H-1453-2N
Mueller 110 (CTS)*	3/4"	7"	H-1453-3N
Mueller 110 (CTS)*	3/4"	9"	H-1453-3N
Pack Joint (CTS)	3/4"	7"	P-1453-AN
Pack Joint (CTS)	3/4"	9"	P-1453-AN
Pack Joint (CTS)*	3/4"	7"	P-1453-3N
Pack Joint (CTS)*	3/4"	9"	P-1453-3N



(P-1453-3N shown)

\* Inlet connections are integral to the meter box.

Note: Meter boxes will not be sold without the inlet coupling.

Touch read hole available. Contact Mueller Customer Service Center for more information

Note: For an inlet reduced port ball valve replace the "P1" with a "P2" when ordering. Example: P1453-3N - P2453-3N

See pages 8C.5, 8C.6 and 8C.7 for tubing or pipe that can be used with Mueller 110®, Pack Joint and INSTA-TITE® connections.

**Mueller Valves and Couplings are manufactured and tested in accordance with ANSI/AWWA C800. Components in contact with potable water will also comply with latest requirements of the Federal Safe Drinking Water Act.**

Rev. 11-17 Shaded area indicates changes

**With locking lid, horizontal inlet and 3/4" FIP coupling outlet**

Inlet coupling	Inlet size	Box height	Catalog number
Mueller 110 (IPS)	3/4"	7"	H-1452-FN
Mueller 110 (IPS)	3/4"	9"	H-1452-FN
INSTA-TITE (CTS)	3/4"	7"	H-1452-GN
INSTA-TITE (CTS)	3/4"	9"	H-1452-GN
INSTA-TITE (IPS)	3/4"	7"	H-1452-HN
INSTA-TITE (IPS)	3/4"	9"	H-1452-HN
Mueller 110 (CTS)	1"	7"	H-1452-KN
Mueller 110 (CTS)	1"	9"	H-1452-KN
Copper flare*	3/4"	7"	H-1452-4N
Copper flare*	3/4"	9"	H-1452-4N
Mueller 110 (CTS)*	3/4"	7"	H-1452-5N
Mueller 110 (CTS)*	3/4"	9"	H-1452-5N
Pack Joint (CTS)	1"	7"	P-1452-KN
Pack Joint (CTS)	1"	9"	P-1452-KN
Pack Joint (CTS)*	3/4"	7"	P-1452-5N
Pack Joint (CTS)*	3/4"	9"	P-1452-5N



**(H-1452-5N shown)**

\* Inlet connections are integral to the meter box.

Note: Meter boxes will not be sold without the inlet coupling.

Touch read hole available. Contact Mueller Customer Service Center for more information.

Note: For an inlet reduced port ball valve replace the "H1" with a "B2" when ordering. Example: H1452-3N - B2452-3N

**With locking lid, horizontal inlet and 3/4" FIP coupling outlet**

Inlet coupling	Inlet size	Box height	Catalog number
Mueller 110 (IPS)	3/4"	7"	H-1453-FN
Mueller 110 (IPS)	3/4"	9"	H-1453-FN
INSTA-TITE (CTS)	3/4"	7"	H-1453-GN
INSTA-TITE (CTS)	3/4"	9"	H-1453-GN
INSTA-TITE (IPS)	3/4"	7"	H-1453-HN
INSTA-TITE (IPS)	3/4"	9"	H-1453-HN
Mueller 110 (CTS)	1"	7"	H-1453-KN
Mueller 110 (CTS)	1"	9"	H-1453-KN
Copper flare*	3/4"	7"	H-1453-4N
Copper flare*	3/4"	9"	H-1453-4N
Mueller 110 (CTS)*	3/4"	7"	H-1453-5N
Mueller 110 (CTS)*	3/4"	9"	H-1453-5N
Pack Joint (CTS)	1"	7"	P-1453-KN
Pack Joint (CTS)	1"	9"	P-1453-KN
Pack Joint (CTS)*	3/4"	7"	P-1453-5N
Pack Joint (CTS)*	3/4"	9"	P-1453-5N



**(P-1453-5N shown)**

\* Inlet connections are integral to the meter box.

Note: Meter boxes will not be sold without the inlet coupling.

Touch read hole available. Contact Mueller Customer Service Center for more information.

Note: For an inlet reduced port ball valve replace the "P1" with a "P2" when ordering. Example: P1453-3N - P2453-3N

See pages 8C.5, 8C.6 and 8C.7 for tubing or pipe that can be used with Mueller 110®, Pack Joint and INSTA-TITE® connections.

# CAST IRON METER BOXES FOR 5/8"x3/4" METERS

Shaded area indicates change Rev. 7-17

## With locking lid, angle inlet, ASSE dual check with 3/4" FIP horizontal coupling outlet

Inlet coupling	Inlet size	Box height	Catalog number
Mueller 110 (CTS)	3/4"	7"	H-1454-AN
Mueller 110 (CTS)	3/4"	9"	H-1454-AN
INSTA-TITE (CTS)	3/4"	7"	H-1454-BN
INSTA-TITE (CTS)	3/4"	9"	H-1454-BN
Mueller 110 (IPS)	3/4"	7"	H-1454-CN
Mueller 110 (IPS)	3/4"	9"	H-1454-CN
INSTA-TITE (IPS)	3/4"	7"	H-1454-DN
INSTA-TITE (IPS)	3/4"	9"	H-1454-DN
Copper flare	3/4"	7"	H-1454-EN
Copper flare	3/4"	9"	H-1454-EN
Mueller 110 (CTS)	1"	7"	H-1454-JN
Copper flare*	3/4"	7"	H-1454-2N
Copper flare*	3/4"	9"	H-1454-2N
Mueller 110 (CTS)*	3/4"	7"	H-1454-3N
Mueller 110 (CTS)*	3/4"	9"	H-1454-3N
Pack Joint (CTS)	3/4"	7"	P-1454-AN
Pack Joint (CTS)	3/4"	9"	P-1454-AN
Pack Joint (CTS)	1"	7"	P-1454-JN
Pack Joint (CTS)*	3/4"	7"	P-1454-3N
Pack Joint (CTS)*	3/4"	9"	P-1454-3N



(P-1454-3N shown)

\* Inlet connections are integral to the meter box.

Note: Meter boxes will not be sold without the inlet coupling.

Touch read hole available. Contact Mueller Customer Service Center for more information

Note: For an inlet reduced port ball valve replace the "P1" with a "P2" when ordering. Example: P1454-3N - P2454-3N

## With non-locking lid, angle inlet, ASSE dual check with 3/4" FIP horizontal coupling outlet

Inlet coupling	Inlet size	Box height	Catalog number
Mueller 110 (CTS)	3/4"	7"	H-1455-AN
Mueller 110 (CTS)	3/4"	9"	H-1455-AN
INSTA-TITE (CTS)	3/4"	7"	H-1455-BN
INSTA-TITE (CTS)	3/4"	9"	H-1455-BN
Mueller 110 (IPS)	3/4"	7"	H-1455-CN
Mueller 110 (IPS)	3/4"	9"	H-1455-CN
INSTA-TITE (IPS)	3/4"	7"	H-1455-DN
INSTA-TITE (IPS)	3/4"	9"	H-1455-DN
Copper flare	3/4"	7"	H-1455-EN
Copper flare	3/4"	9"	H-1455-EN
Mueller 110 (CTS)	1"	7"	H-1455-JN
Mueller 110 (CTS)	1"	9"	H-1455-JN
Copper flare*	3/4"	7"	H-1455-2N
Copper flare*	3/4"	9"	H-1455-2N
Mueller 110 (CTS)*	3/4"	7"	H-1455-3N
Mueller 110 (CTS)*	3/4"	9"	H-1455-3N
Pack Joint (CTS)	3/4"	7"	P-1455-AN
Pack Joint (CTS)	3/4"	9"	P-1455-AN
Pack Joint (CTS)	1"	7"	P-1455-JN
Pack Joint (CTS)	1"	9"	P-1455-JN
Pack Joint (CTS)*	3/4"	7"	P-1455-3N
Pack Joint (CTS)*	3/4"	9"	P-1455-3N



(P-1455-3N shown)

\* Inlet connections are integral to the meter box.

Note: Meter boxes will not be sold without the inlet coupling.

Touch read hole available. Contact Mueller Customer Service Center for more information.

See pages 8C.5, 8C.6 and 8C.7 for tubing or pipe that can be used with Mueller 110®, Pack Joint and INSTA-TITE® connections.

Note: For an inlet reduced port ball valve replace the "P1" with a "P2" when ordering. Example: P1455-3N - P2455-3N

Rev. 10-15 Shaded area indicates changes

**With locking lid, horizontal inlet, ASSE dual check with 3/4" FIP horizontal coupling outlet**

Inlet coupling	Inlet size	Box height	Catalog number
Mueller 110 (IPS)	3/4"	7"	H-1454-FN
Mueller 110 (IPS)	3/4"	9"	H-1454-FN
INSTA-TITE (CTS)	3/4"	7"	H-1454-GN
INSTA-TITE (CTS)	3/4"	9"	H-1454-GN
INSTA-TITE (IPS)	3/4"	7"	H-1454-HN
INSTA-TITE (IPS)	3/4"	9"	H-1454-HN
Mueller 110 (CTS)	1"	7"	H-1454-KN
Mueller 110 (CTS)	1"	9"	H-1454-KN
Copper flare*	3/4"	7"	H-1454-4N
Copper flare*	3/4"	9"	H-1454-4N
Mueller 110 (CTS)*	3/4"	7"	H-1454-5N
Mueller 110 (CTS)*	3/4"	9"	H-1454-5N
Pack Joint (CTS)	1"	7"	P-1454-KN
Pack Joint (CTS)	1"	9"	P-1454-KN
Pack Joint (CTS)*	3/4"	7"	P-1454-5N
Pack Joint (CTS)*	3/4"	9"	P-1454-5N



**(H-1454-5N shown)**

\* Inlet connections are integral to the meter box.

Note: Meter boxes will not be sold without the inlet coupling.

Touch read hole available. Contact Mueller Customer Service Center for more information.

Note: For an inlet reduced port ball valve replace the "H1" with a "B2" when ordering. Example: H1454-3N - B2454-3N

**With non-locking lid, horizontal inlet, ASSE dual check with 3/4" FIP horizontal coupling outlet**

Inlet coupling	Inlet size	Box height	Catalog number
Mueller 110 (IPS)	3/4"	7"	H-1455-FN
Mueller 110 (IPS)	3/4"	9"	H-1455-FN
INSTA-TITE (CTS)	3/4"	7"	H-1455-GN
INSTA-TITE (CTS)	3/4"	9"	H-1455-GN
INSTA-TITE (IPS)	3/4"	7"	H-1455-HN
INSTA-TITE (IPS)	3/4"	9"	H-1455-HN
Mueller 110 (CTS)	1"	7"	H-1455-KN
Mueller 110 (CTS)	1"	9"	H-1455-KN
Copper flare*	3/4"	7"	H-1455-4N
Copper flare*	3/4"	9"	H-1455-4N
Mueller 110 (CTS)*	3/4"	7"	H-1455-5N
Mueller 110 (CTS)*	3/4"	9"	H-1455-5N
Pack Joint (CTS)	1"	7"	P-1455-KN
Pack Joint (CTS)	1"	9"	P-1455-KN
Pack Joint (CTS)*	3/4"	7"	P-1455-5N
Pack Joint (CTS)*	3/4"	9"	P-1455-5N



**(H-1455-5N shown)**

\* Inlet connections are integral to the meter box.

Note: Meter boxes will not be sold without the inlet coupling.

Touch read hole available. Contact Mueller Customer Service Center for more information.

See pages 8C.7-8C.9 for tubing or pipe that can be used with MUELLER 110®, Pack Joint and INSTA-TITE® connections.

Note: For an inlet reduced port ball valve replace the "H1" with a "B2" when ordering. Example: H1455-3N - B2455-3N

# CAST IRON "STRETCH" METER BOXES FOR 5/8"x3/4" METERS




# 8C.5

Shaded area indicates change Rev. 4-14

## With locking lid, horizontal inlet, and 3/4" FIP coupling outlet

Inlet coupling	Inlet size	Box height	Catalog number
Mueller 110 (CTS)	3/4"	7"	H-1461-FN
Mueller 110 (CTS)	1"	7"	H-1461-KN
Copper Flare*	3/4"	7"	H-1461-4N
Mueller 110 (CTS)	3/4"	7"	H-1461-5N
FIP	3/4"	7"	H-1461-6N
Pack Joint (CTS)	1"	7"	P-1461-KN
Pack Joint (CTS)*	3/4"	7"	P-1461-5N



(H-1461-KN shown)

\* Inlet connections are integral to the meter box.

Note: Meter boxes will not be sold without the inlet coupling. Stretch boxes are supplied as standard with an ASSE double check valve.


Note: For an inlet reduced port ball valve replace the "H1" with a "B2" when ordering.

Example: H1461-3N - B2461-3N

8C - C.I. BOXES

## With non-locking lid, horizontal inlet, and 3/4" FIP coupling outlet

Inlet coupling	Inlet size	Box height	Catalog number
Mueller 110 (IPS)	3/4"	7"	H-1462-FN
Mueller 110 (CTS)	1"	7"	H-1462-KN
Copper Flare*	3/4"	7"	H-1462-4N
Mueller 110 (CTS)	3/4"	7"	H-1462-5N
FIP	3/4"	7"	H-1462-6N
Pack Joint (CTS)	1"	7"	P-1462-KN
Pack Joint (CTS)*	3/4"	7"	P-1462-5N



(H-1462-KN shown)

\* Inlet connections are integral to the meter box.

Note: Meter boxes will not be sold without the inlet coupling. Stretch boxes are supplied as standard with an ASSE double check valve.

Touch read hole available. Contact Mueller Customer Service Center for more information.


Note: For an inlet reduced port ball valve replace the "H1" with a "B2" when ordering. Example: H1462-3N - B2462-3N

See pages 14.7-14.9 for tubing or pipe that can be used with MUELLER 110®, Pack Joint and INSTA-TITE® connections.

Rev. 4-14 Shaded area indicates changes

**With locking lid, angle inlet, and 3/4" FIP coupling outlet**

Inlet coupling	Inlet size	Box height	Catalog number
Mueller 110 (CTS)	3/4"	7"	H-1461-AN
Mueller 110 (IPS)	3/4"	7"	H-1461-CN
Copper flare	3/4"	7"	H-1461-EN
Mueller 110 (CTS)	1"	7"	H-1461-JN
Mueller 110 (IPS)	1"	7"	H-1461-MN
Copper flare*	3/4"	7"	H-1461-2N
Mueller 110 (CTS)*	3/4"	7"	H-1461-3N
Pack Joint (CTS)	3/4"	7"	P-1461-AN
Pack Joint (CTS)	1"	7"	P-1461-JN
Pack Joint (CTS)*	3/4"	7"	P-1461-3N



**(H-1461-3N shown)**

\* Inlet connections are integral to the meter box.

Note: Meter boxes will not be sold without the inlet coupling. Stretch boxes are supplied as standard with an ASSE double check valve.


Note: For an inlet reduced port ball valve replace the "H1" with a "B2" when ordering. Example: H1461-3N - B2461-3N

Touch read hole available. Contact Mueller Customer Service Center for more information.

8C - C.I. BOXES

**With non-locking lid, angle inlet, and 3/4" FIP horizontal coupling outlet**

Inlet coupling	Inlet size	Box height	Catalog number
Mueller 110 (CTS)	3/4"	7"	H-1462-AN
Mueller 110 (IPS)	3/4"	7"	H-1462-CN
Copper flare	3/4"	7"	H-1462-EN
Mueller 110 (CTS)	1"	7"	H-1462-JN
Mueller 110 (IPS)	1"	7"	H-1462-MN
Copper flare*	3/4"	7"	H-1462-2N
Mueller 110 (CTS)*	3/4"	7"	H-1462-3N
Pack Joint (CTS)	3/4"	7"	P-1462-AN
Pack Joint (CTS)	1"	7"	P-1462-JN
Pack Joint (CTS)*	3/4"	7"	P-1462-3N



**(P-1462-3N shown)**

\* Inlet connections are integral to the meter box.

Note: Meter boxes will not be sold without the inlet coupling. Stretch boxes are supplied as standard with an ASSE double check valve.

Note: For an inlet reduced port ball valve replace the "P1" with a "P2" when ordering. Example: P1462-3N - P2462-3N

See pages 8C.7-8C.9 for tubing or pipe that can be used with MUELLER 110®, Pack Joint and INSTA-TITE® connections.

Touch read hole available. Contact Mueller Customer Service Center for more information.



**Dual check for Mueller Cast iron Meter Box**  
**Inlet:** Flange bolts to box base  
**Outlet:** F.I.P.  
 Retrofits to existing Mueller Boxes  
 Copper flare connection optional equipment

## H-14290N

Catalog size	3/4
Meter size	5/8x3/4
Thread size	3/4

### Brass Hammer

Solid brass head with  
 10" wooden handle.  
 Weight 2-3/4 lb.  
 CATALOG NUMBER: **H-18025**



### Combination key and wrench

One end of tool is used as a key to un-lock cast iron meter box lids and can also be used to lift the lid. The other end is used as a wrench to open and close the meter box inlet valve. Not furnished with meter boxes.



**507791**

### Copper flare nut



ATALOG NUMBER: **H-15430**

1/2"	3/4"	1"	1-1/4"	1-1/2"	2"
------	------	----	--------	--------	----

### Solid copper disc

Used with regular copper flare nut to shut off line.



ATALOG NUMBER: **H-15535**

1/2"	3/4"	1"	1-1/4"	1-1/2"	2"
------	------	----	--------	--------	----

### Brass cap



Fits on copper flare spud to cap off line.

ATALOG NUMBER: **H-15540N**

3/4"	1"
------	----

### Flaring tool

Used to make 45° flare on type "K" copper tubing.



ATALOG NUMBER: **H-18000**

1/2"	5/8"	3/4"	1"	1-1/4"	1-1/2"	2"
------	------	------	----	--------	--------	----

### Drilled flaring tool

Used to make 45° flare on type "K" copper tubing without shutting off water-drilled to exhaust water at right angle to tubing.



ATALOG NUMBER: **H-18005**

3/4"	1"
------	----

### Reamer

Used to ream the inside of type "K" copper tubing to remove burrs prior to flaring.



ATALOG NUMBER: **H-18010**

**Note:** When using any striking tool, safety eye protection must be worn. Inspect hammer and tools for any damage after each use and repair or replace if mushrooming or chipping is evident.

Rev. 1-15 Shaded area indicates changes

### Tubing, pipe, and liners used with Mueller 110 compression

Nominal size of connection	Material	Tubing or pipe O.D. range (in.)	Tubing or pipe wall thickness range (in.)	Tubing or pipe I.D. range (in.)	Liner part number
3/4" CTS	Type "K" copper	0.872 - 0.878	0.061 - 0.069	-	-
	Polyethylene PE	0.871 - 0.879	0.097 - 0.107	0.657 - 0.685	504281
1" CTS	Type "K" copper	1.127 - 1.129	0.061 - 0.069	-	-
	Polyethylene PE	1.120 - 1.130	0.125 - 0.137	0.846 - 0.880	504385
3/4" IPS	Polyethylene PE	1.045 - 1.110	0.118 - 0.138	0.809 - 0.834	505141
	3/4" Sch, 40 PVC	1.046 - 1.054	0.113 - 0.134	0.788 - 0.828	509759
	3/4" Sch, 80 PVC	1.329 - 1.399	1.150 - 0.170	0.698 - 0.746	509760

Type "K" copper tubing per ASTM B88  
 CTS polyethylene (PE) per ASTM D-2737 SDR-9  
 IPS polyethylene (PE) per ASTM D-2239 PE SDR-7  
 Polyvinylchloride (PVC) per ASTM D1785



Liner

### Mueller 110 compression connection replacement parts

Size	Gasket part number †	Connection nut
3/4" CTS	581949	507831
1" CTS	581951	507835
3/4" IPS	89599	508826



Gasket Assembly



Nut

† Gasket and gripper band assembly

### Adapter Nut for pre-1976 style Mueller 110 Compression Connection for CTS tubing

Kit includes one standard Gasket (same used with current style 110 connections) and a special Nut that adapts to the older style connection threads on the fittings. It is installed in the same way as the current style connection (Gasket conductor spring should be toward fitting body).

Size	Connection kit
3/4" CTS	682552
1" CTS	682551



### Pack Joint connection kits (includes nut, gasket, and washer) †

Nominal size of connection	Tubing or pipe O.D. range (in.)	Tubing or pipe wall thickness range (in.)	Tubing or pipe I.D. range (in.)	Part number
3/4" CTS or CTS PE	0.871 - 0.879	0.097 - 0.107	0.657 - 0.685	681921
1" CTS or CTS PE	1.120 - 1.130	0.125 - 0.137	0.846 - 0.880	681922



Pack Joint Kit

† 3/4" & 1" size kits (CTS only) will interchange with valves or fittings using Mueller 110 Compression Connections (CTS).

### Tubing, pipe and liners for Mueller Pack Joint connection (not required for Type "K" copper pipe)

Nominal size of connection	Tubing or pipe O.D. range (in.)	Tubing or pipe wall thickness range (in.)	Tubing or pipe I.D. range (in.)	Length of liner (in.)	Part number
3/4" CTS or CTS PE	0.871 - 0.879	0.097 - 0.107	0.657 - 0.685	1.625	J-2805
1" CTS or CTS PE	1.120 - 1.130	0.125 - 0.137	0.846 - 0.880	2.125	J-2805



Liner

8C - C.I. BOXES



**Polyethylene PE tubing and pipe used with Mueller INSTA-TITE connections**

Nominal size of connection	Material	Tubing or pipe O.D. range (in.)	Tubing or pipe wall thickness range (in.)	Tubing or pipe I.D. range (in.)
3/4" CTS	Polyethylene PE	0.871 - 0.879	0.097 - 0.107	0.657 - 0.685
3/4" IPS	Polyethylene PE	1.045 - 1.110	0.118 - 0.138	0.809 - 0.834

CTS polyethylene (PE) per ASTM D-2737 PE2306,3306, SDR-9  
 IPS polyethylene (PE) per ASTM D-2239 PE SIDR-7

**Mueller INSTA-TITE connection replacement parts**

Size	Gripping ring part number †	O-ring part number
3/4" CTS (red gripper)	506325	506324
3/4" IPS (white gripper)	505885	505883



† Gripper ring assembly.

**Optional tools for use with corporation stops having Mueller INSTA-TITE Connection outlets**

To insure proper installation, the end of the pipe or tubing must be properly beveled before it is inserted into the Mueller INSTA-TITE Connection. Mueller Co. offers a special beveling tool for both CTS PE tubing and IPS PE pipe.



PART NUMBER: **H-18015** for 3/4" and 1" CTS tubing  
 PART NUMBER: **H-18017** for 3/4" and 1" IPS pipe

**Pipe removal tool**

Pipe or tubing may be removed from the Mueller INSTA-TITE Connection using special removal tools. Use one tool for 3/4" size connection and two tools for 1" size.



PART NUMBER: **506336**



**Reliable Connections™**

[www.muellercompany.com](http://www.muellercompany.com) • [moreinfo@muellercompany.com](mailto:moreinfo@muellercompany.com)

