

1280 Enterprise Series

Programmable Color Touchscreen Weight Indicator/Controller



Standard Features

- Seven-inch, 800 x 480 pixel, graphical color display that adjusts for ambient light conditions
- Twelve-inch, 1280 x 800 pixel, graphical color display that adjusts for ambient light conditions
- Highly customizable graphical user interface
- Three different enclosure types: universal with tilt stand, panel mount and wall mount
- Resistive color touchscreen that can be used with gloves
- On-screen keyboard available during entry mode or use an external keyboard
- Multi-language operation and text entry
- Keypad for scale operations, numeric entry and navigation
- More than 150 built-in functions for programming
- Customize applications and data tables with iRite™ software
- Built-in web server for remote access, systems integration and data monitoring
- Up to eight scales supporting five scale types:
 - Analog load cell scales
 - Total scales
 - Serial scales
 - Program scales
 - iQube2 scales
- Multi-range/interval weighing functions
- Eight digital I/O for control and pulse count
- 100 setpoints, 18 configurable setpoint types
- 22 soft keys with 10 user-defined
- Two RS-232 and RS-485 serial ports
- USB, Ethernet TCP/IP, Wi-Fi Direct(r) and Bluetooth® ports

Options

- Six option slots that support:
 - A/D scale channels
 - Analog Input/Thermocouple
 - Digital input and outputs
 - Analog outputs
 - Serial ports
 - Four channel dry-contact relay
 - Various protocol interfaces

Approvals*



Measurement
Canada
Approved



* Touch-only units
pending approvals

Specifications

Power:

AC voltages: 100-240VAC; 50-60 Hz
DC voltages: 11-30VDC
Consumption: 60W

Excitation Voltage:

10 ± 0.5VDC
16 x 350Ω or 16 x 700Ω load cells per A/D card

Analog Signal Input Range:

-60 mV to 60 mV

Analog Signal Sensitivity:

0.3 μV/graduation minimum at 7.5 Hz–120 Hz
1.0 μV/graduation recommended

A/D Sample Rate:

7.5 to 960 Hz, software selectable

Resolution:

Internal: 8 million counts
Display: 9,999,999

System Linearity

± 0.01% full scale

Digital I/O:

Eight I/O channels on CPU board; optional serial ports:
24-channel I/O expansion boards available

Communication Ports:

Port 1 & 2: Full duplex RS-232 with CTS/RTS, RS-422/485
Baud Rate: 1200 to 115200
Port 3: USB 2.0 Device (Micro)
Port 4: Bluetooth® SPP 2.1+EDR, Standards 4Mbaud
USB Host: (2) Type A Connectors max 500 mA
Ethernet: Wired 10/100 Auto-MDX
Ethernet: Wireless 802.11 b/g/n 2.4GHz

Onboard:

Selectable filters: Three stage, Adaptive or Damping
Embedded Linux® OS
8 GB eMMC (system use)
1 GB DDR3 RAM
460 MB onboard database (SQLite) storage
Up to 32 GB micro SD card (sold separately)

Display:

Seven-inch, 800 x 480 pixel, graphical color TFT display 500 or 1000 NIT
Twelve-inch, 1280 x 800 pixel, graphical color TFT display 1500 NIT

Keys/Buttons:

22-key membrane panel, tactile buttons, on-screen keyboard for text and numeric entry, USB port for flash drive, keyboard and printer

Temperature Range

Certified: 14°F to 104°F (-10°C to 40°C)
Operating: -4°F to 131°F (-20°C to 55°C)

Weight:

Universal enclosure: 11 lb (4.9 kg)
Panel mount enclosure: 8 lb (3.6 kg)
Wall mount enclosure: 23 lb (10.4 kg)
Panel mount 7 in touch-only enclosure: 7 lb (3.1 kg)
Panel mount 12 in touch-only enclosure: 10 lb (4.5 kg)

Rating/Material:

IP66 stainless steel wall enclosure
IP69K stainless steel universal and panel mount door

Warranty:

Two-year limited warranty

EMC Immunity:

EN 50082 Part 2 IEC EN 61000-4-2, 3, 4, 5, 6, 8, and 11

Approvals:

NTEP CC 15-00/Class III/III 10,000d
Measurement Canada AM-5980C,
Class III/III HD 10,000d
OIML R76/2006-NL1-16.04 Class III/III 10,000d
EU Test Certificate TC8596
UL/cUL Listed (universal)
UL/cUL Recognized (panel mount)
CE Marked

1280 Enterprise Series

Programmable Color Touchscreen Weight Indicator/Controller

INDICATORS / CONTROLLERS

www.ricelake.com | Phone: 800-472-6703

RICE LAKE

527



7-inch model with keypad

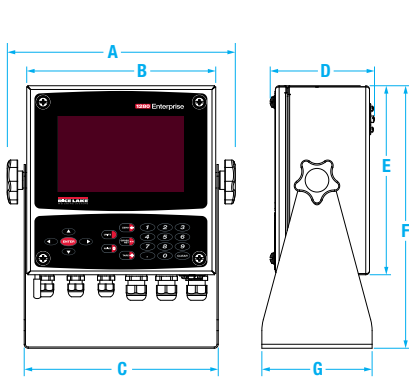


7-inch touch-only model

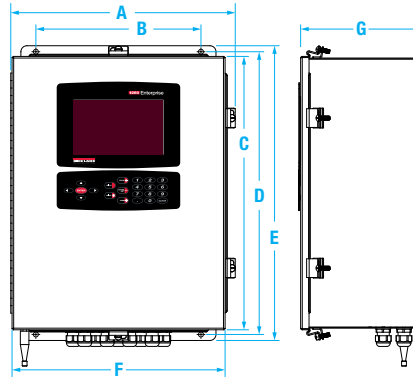


12-inch touch-only model

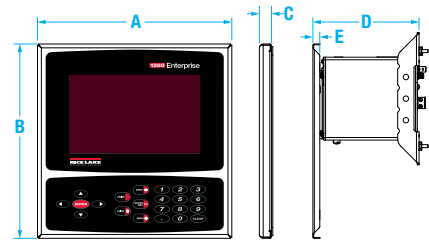
Numeric Keypad Models:



1280-2



1280-3



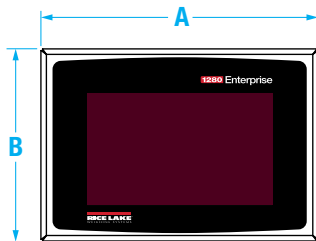
1280-4

Universal (1280-2) Dimensions	
A 10.86 in (276 mm)	B 6.22 in (158 mm)
C 9.24 in (235 mm)	D 4.97 in (126 mm)
E 9.00 in (229 mm)	F 12.50 in (318 mm)
G 5.25 in (133 mm)	

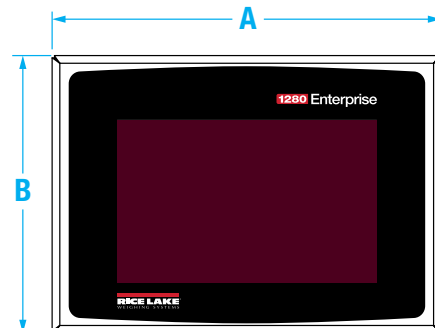
Wall Mount (1280-3) Dimensions	
A 14.92 in (379 mm)	B 11 in (279 mm)
C 18.22 in (463 mm)	D 18.84 in (479 mm)
E 19.64 in (499 mm)	F 14.20 in (361 mm)
G 8.08 in (205 mm)	

Panel Mount (1280-4) Dimensions	
A 9.00 in (229 mm)	B 9.00 in (229 mm)
C 0.58 in (15 mm)	D 5.34 in (136 mm)
E 0.32 in (8 mm)	

Touch-only Models:



1280-5



1280-6

7-inch Touch-only (1280-5) Dimensions	
A 9.00 in (229 mm)	B 6.22 in (158 mm)

12-inch Touch-only (1280-6) Dimensions	
A 14.00 in (356 mm)	B 10 in (254 mm)