



# Tiger

ROTARY AND FLAIL

# TruckKat



## INNOVATION ON THE MOVE

The Tiger TruckKat Boom Mower starts with the highest quality materials and is built with freedom in mind. The freedom to travel to and from a work site at posted road speeds and once at the work site, use the newest technology in enhanced boom mowing equipment to tackle the toughest jobs with ease. Now featuring 22' and 24' booms for more reach and power.



DURABILITY INNOVATION  
COMMITMENT



The Tiger TruckKat Boom Mower can be purchased as a turnkey unit with the Ford F550 FWD chassis, or as a truck bed mount designed for 36,000 GVW trucks with dual steering similar to the Freightliner M2 series.



**Stow Height - 13' 5" for 24' Boom**  
**Stow Height - 11' 8" for 22' Boom**

### Stow Dimensions

Tiger has met the challenges of building a fully operational boom mower that is attached to a truck that meet the legal road limit restrictions.

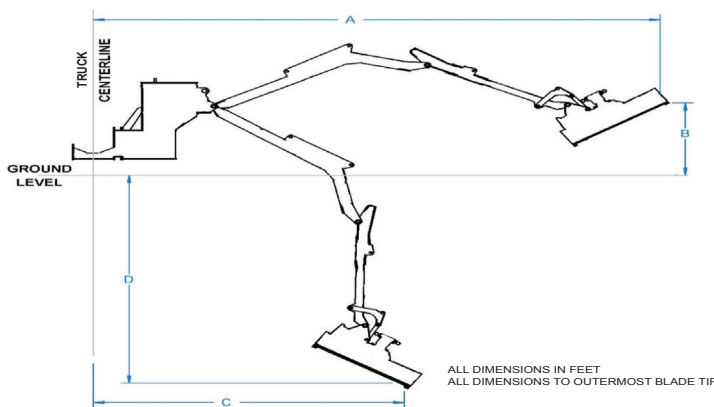
Giving the operator the ability to travel on any road or highway without any special permits.

The TruckKat has a total width of just under 8' 6" wide with the tallest point of our boom measuring 13' 5" when in the travel stowed position.

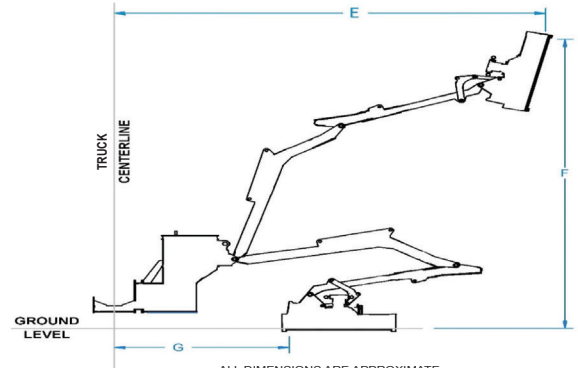


**Truck Width - 8' 6"**

### Boom Dimensions



ALL DIMENSIONS IN FEET  
 ALL DIMENSIONS TO OUTERMOST BLADE TIP



ALL DIMENSIONS ARE APPROXIMATE  
 ACTUAL MOUNTED UNITS MAY VARY

Bengal Reaches	OUT		DOWN		UP		IN
	CENTERLINE OUT TO BLADE TIP	GROUND LEVEL UP TO BLADE TIP	CENTERLINE OUT TO BLADE TIP	GROUND LEVEL DOWN TO BLADE TIP	CENTERLINE OUT TO BLADE TIP	GROUND LEVEL UP TO BLADE TIP	CENTERLINE OUT TO BLADE TIP
	A	B	C	D	E	F	G
<b>Bengal</b>							
<b>RT50</b>							
22	21'6"	5'6"	11'4"	12'5"	13'1"	19'10"	6'4"
24	23'2"	5'6"	12'5"	13'0"	14'3"	21'2"	5'10"
<b>RT60</b>							
22	22'1"	5'8"	11'6"	13'0"	13'5"	20'9"	5'11"
24	23'8"	5'8"	12'8"	13'6"	14'7"	21'7"	5'6"
<b>FL50</b>							
22	20'11"	5'4"	11'3"	12'0"	12'9"	19'9"	5'10"
24	22'7"	5'4"	12'4"	13'0"	13'10"	20'8"	5'6"
<b>FL63</b>							
22	21'6"	5'9"	11'5"	12'9"	13'3"	21'6"	5'9"
24	23'0"	5'9"	12'9"	13'5"	14'6"	21'11"	5'4"



- Dual Control System - Sit on right or left side of truck with complete control of steering, brake and driving of vehicle. Do not attempt to transport truck at road speeds from the right side seat.
- Joystick Control located on right side of truck for precise mowing operation.
- Control Box located in center console for easy access to all mower functions.



**Joystick Control**



**Control Box**

### Camera Option



Optional camera located on the right side of the TruckKat allows the operator to view the cutting head in operation while facing forward and steering vehicle.

Camera is fully adjustable to view any angle, built with quick disconnects and mounted magnetically so it can be locked away when not in use.

The monitor shown below is attached using a suction cup device and can be connected to a smooth surface anywhere in the truck. Also features quick disconnects.



# Tiger Features

## Productivity. Performance. Power.

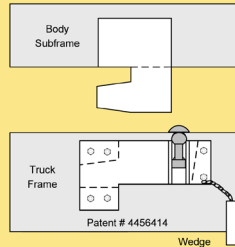
With the power of the Tiger TruckKat you can get to the job site and back in record time. The versatility of this innovative machine allows you to mow roadside areas, trim low hanging branches, remove silt from ditches and move snow with ease.

When finished for the day you can drive the TruckKat at road speeds with the traffic flow – increasing safety, cutting down on drive time and improving overall productivity. Experience the power of the all-season Tiger TruckKat.



### KYBATO Quick Change®

The Quick Change for Truck Bodies



Simply set body on, slide forward, insert wedge, and secure rubber latch.



Remove the Tiger TruckKat in minutes with the use of the patented Kybato Quick Change system. The quick disconnect system allows the truck to be used for other applications throughout the year.

### SAFETY FEATURES

<b>Engine Make</b>	Cummins QSF2.8	• Master ON/OFF Switch
<b>Engine Model</b>	QSF 2.8 (Tier 4 Final)	• Operator Presence Switches on Right Side Door
<b>Power Rating</b>	74 HP @ 1,800 RPM	• Mower Safety Start Switch
<b>Engine Type</b>	4 Cyl., Turbo Diesel	• Brush Guard Extending Over Cab
<b>Throttle Control</b>	Electronic Adjustable	• Operator Protective Screen Covers Right Hand Door
<b>Hydraulic System</b>	45 GPM @ 3,250 PSI	• Manual Emergency Over-ride
<b>Safety Stop</b>	7 Second Shut Down	
<b>Truck Bed</b>	Quick Removable	
<b>Cutter Head</b>	50" or 60" Rotary 50" or 63" Flail	
<b>Transport Width</b>	8' 6"	
<b>Controls</b>	Electronic Joystick	

### ACCESSORIES



**BOOM SWEEPER**



**FIRE SUPPRESSION**



**TURBINE BLOWER**



**OPTIONAL TRAILER HITCH**



**SAW BLADE**



**SNOW BLOWER**



**TREE SHEAR**

Tiger Corporation  
3301 N Louise Ave.  
Sioux Falls, SD 57107  
800-843-6849  
www.tigermowers.com  
An Alamo Group Company



### Dealer Info:

