

INSULATED JUMPERS



INSULATED JUMPERS



FAQ

Q: What are the benefits of the Sure-lok® Jumper clamp?

A: The Salisbury Sure-lok® Jumper clamp is an improvement over other jumper clamps available. The Sure-lok® features a ratchet-type locking mechanism which guarantees the clamp not to loosen once it is installed on a line.

Loose jumper clamps not only jeopardize your safety but can also cause fires and power outages. Even when torqued using wrenches or pliers, traditional clamps will eventually loosen from line vibrations. This clamp tightens with a ratchet action using one hand, with no extra tools, for a secure and positive connection. When you want to loosen or remove the jumper clamp, simply pull and turn the locking knob and it will loosen like a traditional clamp.

SALISBURY ADVANTAGE

Insulated bypass jumper sets consist of three basic components: one pair of clamps, one pair of ferrules and a length of insulated cable. On the following pages, the most popular jumper sets are listed with the types of jumper clamps in which they are associated. When a custom jumper is required, follow this procedure to ensure that a complete and functional jumper is specified.

If you quickly need assembled jumper sets, please contact your local Salisbury Representative for more information.

Let Salisbury professionally assemble your sets for you.

All Salisbury Insulating Jumpers meet ASTM F2321 standards.

INSULATED JUMPER CHECKLIST

1. Specify the style of insulated clamps. All of the clamps are hand installed wearing rubber insulating gloves, except either shrouded or unshrouded ferrules and accept insulated cable up to 4/0, 35 kV. Insulated jumper clamps are sold in pairs.
2. Specify the size and length of insulated cable. Salisbury offers 15 kV cable from #2 to 4/0. 25 kV and 35 kV cable are both available in sizes 1/0 and 2/0. Be sure to specify the length of the cable chosen.
3. Specify the size and style of ferrules required. The size of the ferrule will be determined by the size of the cable. Specify the appropriate ferrule catalog number for either shrouded or unshrouded ferrules. Both types are sold in pairs.
4. Specify if the jumpers are to be factory assembled. A complete jumper set with crimped ferrules and installed jumper clamps will be supplied. Salisbury has state-of-the-art, computer-controlled crimping available.
5. Specify if there are any special requirements. This could include heat shrink tubing, special assembly instructions, markings, packaging, etc.



SURE-LOK® JUMPER CLAMPS & SALCOR® INSULATED JUMPER CLAMPS

THE SALISBURY SURE-LOK® JUMPER CLAMP is a revolutionary improvement over any other jumper clamp in the world. Featuring a ratchet type locking mechanism.


Loose jumper clamps not only jeopardize your safety but can also cause fires and power outages. This clamp tightens with a ratchet action using one hand, with no extra tools for a secure, positive connection. It can't come loose until you want it to. Pull and turn the locking knob and it loosens like any traditional clamp.

Available in our exclusive SALCOR® material and the industry's most durable single piece clear plastic jumper clamps.

SALCOR® JUMPER CLAMPS are available in two main line sizes with a maximum use voltage of 35 kV.

The **SALCOR® JUMPER CLAMP** not only provides a superior grip, but also resists ozone cutting and tracking. Being molded of rubber, these handles are inherently impact resistant and extremely durable. The body and jaw are made from a copper base alloy. The lower ring contact is made of self lubricating bronze. Assemble jumpers with insulated jumper cable and 5/8"- 11 NC threaded ferrules. Assembled kits are sold with a 10 ft. (3 m) cable and unshrouded ferrules.

Custom built assemblies are available. Contact your local Salisbury Representative for more information.



CAT. NO.	DESCRIPTION	MAIN LINE RANGE	MAX AMPS CONTINUOUS	RATING	OAL LENGTH in. (mm)	WEIGHT EA. lbs. (kgs)
2261	SALCOR® Sure-lok® Jumper Clamp	477 MCM (.9"-.162")	400	36 kV Ø-Ø, 21 kV Ø-GRD	11.5 (292 mm)	10 (4.5)
2271	SALCOR® Sure-lok® Jumper Clamp	954 MCM (1.25"-.162")	400	36 kV Ø-Ø, 21 kV Ø-GRD	11.5 (292 mm)	11 (5)
1786	Clear Plastic Sure-lok® Jumper Clamp	477 MCM (.9"-.162")	400	36 kV Ø-Ø, 21 kV Ø-GRD	11.5 (292 mm)	8 (3.6)
2116	Clear Plastic Sure-lok® Jumper Clamp	954 MCM (1.25"-.162")	400	36 kV Ø-Ø, 21 kV Ø-GRD	11.5 (292 mm)	10 (4.5)
2260	SALCOR® Jumper Clamp	477 MCM (.9"-.162")	400	36 kV Ø-Ø, 21 kV Ø-GRD	11.5 (292 mm)	10 (4.5)
2270	SALCOR® Jumper Clamp	954 MCM (1.25"-.162")	400	36 kV Ø-Ø, 21 kV Ø-GRD	11.5 (292 mm)	11 (5)

10 FT. / 3M ASSEMBLED JUMPER SETS WITH UNSHROUDED FERRULES

JUMPER CAT. NO.	CABLE SIZE	CABLE CAT. NO.	FERRULE CAT. NO.	MAX AMPS CONTINUOUS	WEIGHT EA. lbs. (kgs)
10FT./3M ASSEMBLED JUMPER SET WITH 2260 CLAMPS					
2264	#2-15 kV	2754	2022	200	10.9 (4.9)
2265	1/0-15 kV	2755	2023	250	13.5 (6.1)
2266	2/0-15 kV	2756	2024	300	14.8 (6.8)
10FT./3M ASSEMBLED JUMPER SET WITH 2270 CLAMPS					
2274	#2-15 kV	2754	2022	200	11.9 (5.4)
2275	1/0-15 kV	2755	2023	250	14.6 (6.8)
2276	2/0-15 kV	2756	2024	300	15.9 (7.2)

CLEAR PLASTIC & FRP INSULATED JUMPER CLAMPS



SALISBURY'S SUPERIOR STRESS CRACKING-RESISTANT CLEAR JUMPER CLAMPS are available in two main line sizes with a maximum use voltage of 35 kV. Assemble these clamps with insulated jumper cable and 5/8" - 11 NC threaded ferrules.

CLEAR PLASTIC JUMPER CLAMPS are compact, lightweight, and virtually unbreakable. The transparency allows easy inspection of the ferrule and cable inside of the handle. The body and jaw are made from a copper base alloy. The lower floating ring contact is bronze. These handles should be cleaned only with a mild detergent to maintain the transparency of the handle. Assembled kits are sold with a 10 ft. (3 m) cable and unshrouded ferrules.

FRP JUMPER CLAMPS are designed for maximum loads, voltages and cables. During a temperature rise test at 25% overload, these clamps heated 35% less than 4/0 cu. cable. Blunted points on the handle provide optimum grip, resist impact and will not soften with overloads. The body and jaw are made from a copper based alloy. The lower jaw is made of self lubricating bronze. The assembled jumpers are sold with a 10 ft. (3 m) or 12 ft. (3.7 m) cable and unshrouded ferrules.

Custom built assemblies are available. Contact your local Salisbury Representative for more information.

CAT. NO.	DESCRIPTION	MAIN LINE RANGE	MAX AMPS CONTINUOUS	RATING	OAL LENGTH in. (mm)	WEIGHT EA. lbs. (kgs)
1610	FRP Jumper Clamp	954 MCM (1.25"-1.62")	400	36 kV Ø-Ø, 21 kV Ø-GRD	11 (279)	14 (6.4)
1785	Clear Plastic Jumper Clamp	477 MCM (.9"-1.62")	400	36 kV Ø-Ø, 21 kV Ø-GRD	11.5 (292)	8 (3.6)
2115	Clear Plastic Jumper Clamp	954 MCM (1.25"-1.62")	400	36 kV Ø-Ø, 21 kV Ø-GRD	11.5 (292)	10 (4.5)

10 FT. / 3M ASSEMBLED JUMPER SETS WITH UNSHROUDED FERRULES

JUMPER CAT. NO.	CABLE SIZE	CABLE CAT. NO.	FERRULE CAT. NO.	MAX AMPS CONTINUOUS	WEIGHT EA. lbs. (kgs)
10FT./3M ASSEMBLED JUMPER SET WITH 1785 CLAMPS					
2067	#2-15 kV	2754	2022	200	9.9 (4.5)
2178	2/0-15 kV	2756	2024	300	13.9 (6.3)
10FT./3M ASSEMBLED JUMPER SET WITH 2115 CLAMPS					
2074R1	#2-15 kV	2754	2022	200	10.9 (4.9)
2164	2/0-15 kV	2756	2024	300	14.8 (6.8)
2174R1	1/0-15 kV	2755	2023	250	16.8 (7.6)

ASSEMBLED JUMPER SETS WITH UNSHROUDED FERRULES

JUMPER CAT. NO.	CABLE LENGTH	CABLE SIZE	CABLE CAT. NO.	FERRULE CAT. NO.	MAX AMPS CONTINUOUS	WEIGHT EA. lbs. (kgs)
10FT./3M ASSEMBLED JUMPER SET WITH 1610 CLAMPS						
2772	10'	2/0-15kV	2756	2024	300	5.8 (2.9)
2773	10'	4/0-15kV	2757	2025	400	20.3 (9.2)
2450	10'	1/0-15kV	2755	2023	250	15 (6.8)
2066	12'	1/0-35kV	2059	2023	250	20.3 (9.2)
20876	12'	2/0-35kV	4370	2024	300	21.5 (9.8)

FLEXIBLE INSULATED JUMPER CABLES, STICK INSTALLED FLEXIBLE JUMPERS & FERRULES

FLEXIBLE INSULATED JUMPER CABLES are lightweight and resistant to oil, heat, moisture, ozone and abrasion. The cable is embossed every three feet with the conductor size and kV rating.

All jumper cables use fine stranded conductor and a new EPR low temperature unipass orange CV cured jacket. The fine stranded copper conductor is alloy coated and assembled in a unidirectional rope lay for extra flexibility. The conductor has a semiconducting shield surrounding it to relieve voltage stress and improve dielectric strength and service life.

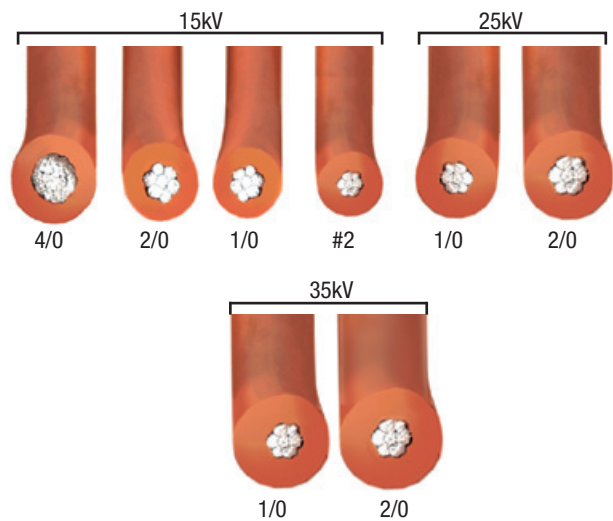
Cable meets requirements of ASTM F2321.

STICK INSTALLED FLEXIBLE JUMPERS can be manufactured for hotstick operations using Salisbury heavy-duty eye clamps. Clamps are rated for continuous current and fit all standard shotgun type hotsticks. For ease of application, a Hanger Stud is recommended. Shrouded ferrules are not recommended for use with eye type clamps.

Custom built assemblies are available. Contact your local Salisbury Representative for more information.

FERRULES are manufactured in two different styles: unshrouded and shrouded. Shrouded ferrules are compressed on both the conductor and the insulating jacket of the high voltage EPR cable to reduce bending stress. Shrouded ferrules are designed to be used on glove-installed high voltage jumpers. Unshrouded ferrules are crimped to the conductor strands only and can be used on either stick- or glove-installed jumpers.


FERRULES are manufactured of 99.5% pure copper with industry standard 5/8"-11 NC threads. Ferrules are topped with a brass hex jam nut and toothed stainless steel lockwasher.



unshrouded



shrouded



2300

FLEXIBLE INSULATED JUMPER CABLES, STICK INSTALLED FLEXIBLE JUMPERS & FERRULES

FLEXIBLE INSULATED JUMPER CABLES								
CAT. NO.	SIZE & STR.	KV RATING	NOMINAL	STR. DIA.	O.A. DIA.	MAX AMPS	WEIGHT PER 1000 FT.	
	AWG	Ø TO Ø	Ø TO GRD	in. (mm)	in. (mm)	CONTINUOUS	lbs.	kgs
2754	#2-259W	15	10	.320 (8.1)	.75 (19)	200	440	199
2755	1/0-413W	15	10	.403 (10.2)	.83 (21)	250	600	272
2756	2/0-427W	15	10	.456 (11.5)	.90 (23)	300	710	322
2757	4/0-437W	15	10	.592 (15.0)	1.01 (25.6)	400	1050	476
21300	1/0-413W	25	15	.403 (10.2)	1.06 (27)	250	650	295
21060	2/0-427W	25	15	.456 (11.5)	1.10 (28)	300	750	341
2059	1/0-413W	35	20	.403 (10.2)	1.22 (31)	250	950	431
4370	2/0-427W	35	20	.48 (12.1)	1.31 (33.1)	300	1060	482

STICK INSTALLED FLEXIBLE JUMPERS						
CAT. NO.	MAIN LINE RANGE	MAX AMPS CONTINUOUS	COMPONENTS	RATING	WEIGHT EA.	
					lbs. (kgs)	
2300	1431 ACSR to #6 Sol., 1.5" - .16"	250	2#1895 Alum "C" Clamp 1#1928 Hanger Stud 1#2027 Alum Ferrule 10' #2755 1/0 15 kV Cable	15 kV Ø-Ø	16 (7.3)	
2308	1431 ACSR to #6 Sol., 1.5" - .16"	200	2#1895 Alum "C" Clamp 1#1928 Hanger Stud 1#2026 Alum Ferrule 12' #2754 #2 15 kV Cable	15 kV Ø-Ø	10.8 (4.9)	
2317	1431 ACSR to #6 Sol., 1.5" - .16"	250	2#2195 Alum "C" Clamp 1#1928 Hanger Stud 1#2027 Alum Ferrule 12' #2059 1/0 35 kV Cable	35 kV Ø-Ø	16 (7.3)	
2318	1431 ACSR to #6 Sol., 1.5" - .16"	300	2#1895 Alum "C" Clamp 1#1928 Hanger Stud 1#2620 Alum Ferrule 12' #2756 2/0 15 kV Cable	15 kV Ø-Ø	15.6 (7.1)	
2559	1033 ASCR to #6 Sol., 1.25" - .16"	250	2#1853 Alum Duckbill Clamp 1#1858 Hanger Stud 1#2027 Alum Ferrule 10' #2755 1/0 15 kV Cable	15 kV Ø-Ø	16 (7.3)	
2877	795 ASCR to #8 Sol., 1.12" - .12"	250	2#2531 Alum "C" Clamp 1#2537 Hanger Stud 1#2027 Alum Ferrule 10' #2755 1/0 15 kV Cable	15 kV Ø-Ø	11 (5.0)	
9976	795 ASCR to #8 Sol., 1.12" - .12"	250	2#9985 Brnz "C" Clamp 1#9983 Hanger Stud 1#2023 Cu Ferrule 10' #2755 1/0 15 kV Cable	15 kV Ø-Ø	12 (5.4)	
9977	795 ASCR to #8 Sol., 1.12" - .12"	250	2#2937 Brnz "C" Clamp 1#9983 Hanger Stud 1#2023 Cu Ferrule 10' #2059 1/0 35 kV Cable	35 kV Ø-Ø	12.5 (5.6)	

FERRULES					
CAT. NO.	CABLE SIZE	STRAND DIE CODES T&B	JACKET DIE CODES T&B	BURNDY DIE NUMBER	WEIGHT EA. PAIR lbs. (kgs)
SHROUDED					
2012	#2-15 kV ERP	66	106	-	1.2 (.5)
2013	1/0-15 kV ERP	66	106	-	1.2 (.5)
2014	2/0-15 kV ERP	66	106	-	1.1 (.5)
2015	4/0-15 kV ERP	66	106	-	0.9 (.4)
21353	1/0-25 kV	66	112	-	1.1 (.5)
21354	2/0-25 kV	66	112	-	1.1 (.5)
21356	2/0-35 kV	66	125	-	1.1 (.5)
UNSHROUDED - TIN PLATED					
2022	#2	50	-	U243	0.5 (.2)
2023	1/0	50	-	U243	0.4 (.2)
2024	2/0	60	-	U245	0.4 (.2)
2025	4/0	66	-	U247	0.6 (.3)

INSULATED JUMPER CLAMPS ACCESSORIES

STIRRUP CLAMPS are used to convert a hand installed jumper into a stick installed jumper. The stirrup is designed to accept all conventional jumper heads.

The **HOT JUMPER PARKING STAND** safely holds either glove or stick installed hot bypass jumpers. This insulated tool removes the risk of accidental contact with the uninstalled end of an energized jumper. Installs by hand using rubber insulating gloves or with a standard shotgun stick. The fiberglass jumper hanger bar will accommodate standard size mechanical jumper heads.

The **CONNECTOR LINK** connects two insulated jumpers to create a longer jumper length. After the two clamps are connected to the link, the assembly can be wrapped with a small rubber insulating blanket.



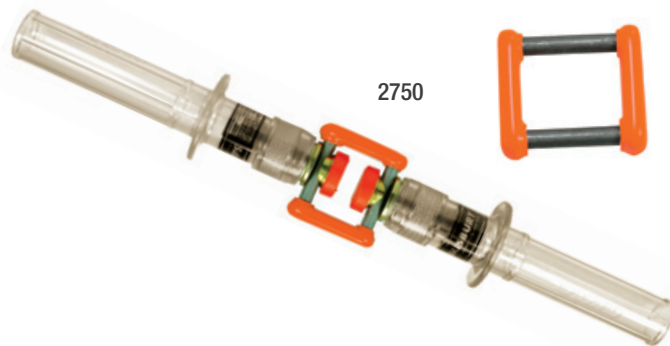
21132RG



Parking Stand Installation with Shotgun Stick



4245



2750

INSULATED JUMPER CLAMPS ACCESSORIES

CAT. NO.	MAIN LINE RANGE	DESCRIPTION	MAX. AMPS CONTINUOUS	WEIGHT EA. lbs. (kgs)
2750	--	Connector Link	400	.3 (.1)
21132RG	1033 MCM ASCR to #6 Sol., 1.25"-.16" (32-4.1mm)	Hot Jumper Stirrup Clamp	400	3.0 (1.4)
4245	954 MCM ASCR to #6 Sol., 1.14"-.16" (29- 4.1 mm)	Parking Stand for Hot Jumpers	n / a	3.5 (1.6)

