



Description & Features:

- Compact stainless steel construction with stainless steel sensor
- Available in in/H₂O to 25 psi
- Wide range of mechanical and electrical connections
- ±0.5% accuracy
- NEMA 4X and 6P / IP65, IP67 and IP68
- CE and RoHS compliant
- Customizable
- 5 year warranty

Applications:

- Developed for low pressure applications in general industry and OEM applications

Specifications

Output Signal	Standard 2-wire: 4-20 mA / V _s = 8-32 Vdc Optional 3-wire: 0-10 V / V _s = 14-30 Vdc Optional 3-wire ratiometric: V _{sig} = 0.5-4.5 V / V _s = 5 ± 0.5 Vdc
Accuracy	±0.5% FSO
Permissible Load	2-wire: R _{max} = [(V _s - V _{s min}) / 0.02] Ohm 3-wire: R _{min} = 10 kOhm
Influence Effects	Supply: 0.05% FSO / 10 V Load: 0.05% FSO / kOhm
Response Time	2-wire: <10 ms 3-wire: <3 ms
Measuring Rate	1 kHz
Thermal Error	<±0.3% FSO / 10K in compensated range 32°F to 158°F (0°C to 70°C)
Permissible Temperatures	Medium: -13°F to 185°F (-25°C to 85°C) Electronics environment: -13°F to 185°F (-25°C to 85°C) Storage: -40°F to 185°F (-40°C to 85°C)
Short-circuit Protection	Permanent 3-wire ratiometric: None
Reverse Polarity Protection	No damage. No function.
Electromagnetic Protection	Emission and immunity according to EN 61326
Stability	Vibration: 10 g, 25 Hz to 2 kHz according to DIN EN 60068-2-6 Shock: 100 g / 1 ms according to DIN EN 60068-2-27
Pressure Port / Housing	304 SS
Wetted Parts	Seals: FKM Diaphragm: 316L SS
Weight	120 g
Current Consumption	2-wire: 25 mA max 3-wire voltage: 5 mA (short-circuit current 20 mA) 3-wire ratiometric: 1.5 mA
CE Conformity	EMC directive: 2004/108/EC

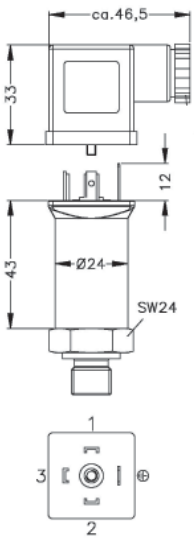
Order Codes

Range	Over-pressure	Burst Pressure	Code
0/1.5 psi (42" H ₂ O)	15 psi	22 psi	LLP0001
0/2 psi (55" H ₂ O)	15 psi	22 psi	LLP0002
0/3 psi (83" H ₂ O)	15 psi	22 psi	LLP0003
0/5 psi (138" H ₂ O)	15 psi	22 psi	LLP0005
0/10 psi	44 psi	73 psi	LLP0010
0/15 psi	44 psi	73 psi	LLP0015
0/25 psi	87 psi	145 psi	LLP0025

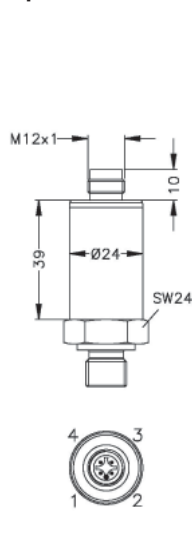
Electrical Connection

Standard

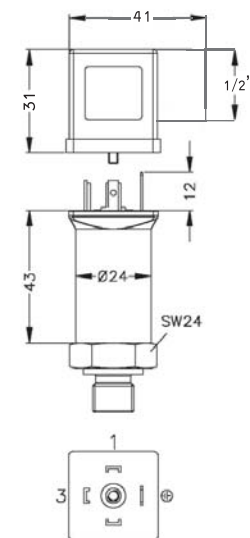
Optional



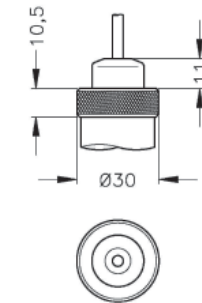
ISO 4400
(IP 65)



M12x1, 4-pin
(IP 67)



DIN 43650 A
1/2" NPTF conduit fitting



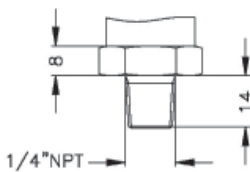
Cable outlet (IP 68) ⁵

5 Different cable types/lengths available

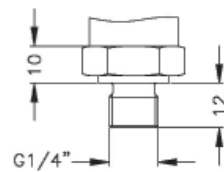
Mechanical Connection

Standard

Optional



1/4" NPT

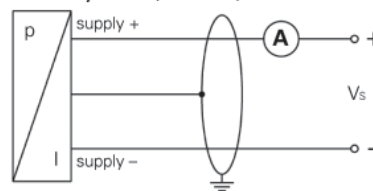


G1/4" DIN 3852

Wiring Diagram

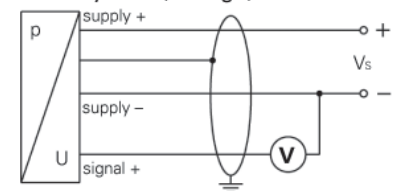
Standard

2-wire-system (current)



Optional

3-wire-system (voltage)



Note: Measurements are in mm

Pin Configuration

Electrical Connection	ISO 4400	M12x1 (4 pin), plastic	Cable Colours (DIN 47100)
Supply+	1	1	White
Supply-	2	2	Brown
Signal+ (for 3-wire)	3	3	Green
Shield	Ground pin	4	Green/yellow