



Fabricated Fittings Product
PVC Schedule 40 & 80 DWV Fabricated Fittings

PVC Schedule 40 & 80 DWV Fabricated Fittings



PRODUCT

Contact Spears® for any Information not found.

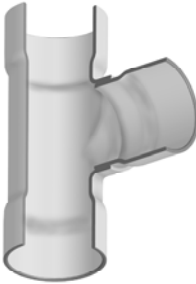
Fabricated Fittings Product
PVC Schedule 40 & 80 DWV Fabricated Fittings



Tees

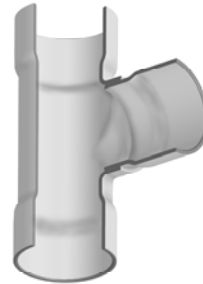
Size	SCH 40 DWV Prod Code: 390	SCH 80 DWV Prod Code: 400
	Part Number MSRP	Part Number MSRP

TEE (Socket x Socket x Socket)

	6	3701-060 135.93	3901-060 314.31
	6X2	3701-528 117.46	3901-528 176.14
	6X3	3701-530 123.38	3901-530 184.42
	6X4	3701-532 129.04	3901-532 191.46
	8	3701-080 221.42	3901-080 375.22
	8X2	3701-578 138.11	3901-578 246.69
	8X3	3701-580 144.83	3901-580 277.95
	8X4	3701-582 148.77	3901-582 284.15
	8X6	3701-585 161.42	3901-585 295.00
	10	3701-100 430.65	3901-100 585.25
	10X2	3701-621 224.83	3901-621 348.07
	10X3	3701-623 228.99	3901-623 379.12
	10X4	3701-624 234.59	3901-624 428.87
	10X6	3701-626 286.75	3901-626 524.06
	10X8	3701-628 384.42	3901-628 549.18
	12	3701-120 572.35	3901-120 823.39
	12X2	3701-661 300.16	3901-661 431.06
	12X3	3701-663 304.59	3901-663 502.36
	12X4	3701-664 312.25	3901-664 570.74
	12X6	3701-666 362.68	3901-666 664.03
12X8	3701-668 433.20	3901-668 731.12	
12X10	3701-670 493.64	3901-670 740.68	
14	3701-140 1125.05	3901-140 1448.22	
14X2	3701-691 476.02	3901-691 763.32	
14X3	3701-693 526.86	3901-693 854.01	
14X4	3701-694 587.39	3901-694 939.88	

TEE (Socket x Socket x Socket) (continued)

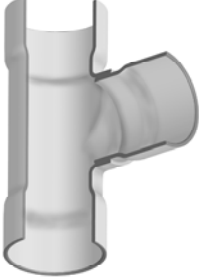
Size	SCH 40 DWV Prod Code: 390	SCH 80 DWV Prod Code: 400
	Part Number MSRP	Part Number MSRP
14X6	3701-696 689.35	3901-696 1102.98
14X8	3701-698 821.89	3901-698 1321.48
14X10	3701-700 934.26	3901-700 1390.19
14X12	3701-702 1105.21	3901-702 1403.69
16	3701-160 1592.54	3901-160 2281.52
16X2	3701-751 678.79	3901-751 978.61
16X3	3701-753 686.24	3901-753 1082.45
16X4	3701-754 728.45	3901-754 1165.45
16X6	3701-756 787.97	3901-756 1260.64
16X8	3701-758 922.45	3901-758 1476.73
16X10	3701-760 1159.54	3901-760 1653.36
16X12	3701-762 1316.66	3901-762 2096.02
16X14	3701-764 1562.59	3901-764 2167.40
18	3701-180 1979.12	3901-180 2463.22
18X4	3701-784 1163.32	3901-784 1352.61
18X6	3701-786 1181.74	3901-786 1530.58
18X8	3701-788 1230.23	3901-788 1587.87
18X10	3701-790 1386.60	3901-790 1604.58
18X12	3701-792 1477.18	3901-792 1972.51
18X14	3701-794 1584.39	3901-794 2268.31
18X16	3701-796 1700.58	3901-796 2317.82
20	3701-200 2635.58	3901-200 3544.69
20X4	3701-814 1405.96	3901-814 1877.93
20X6	3701-816 1487.74	3901-816 2117.81
20X8	3701-818 1572.05	3901-818 2600.91
20X10	3701-820 1687.09	3901-820 2687.12
20X12	3701-822 1786.40	3901-822 2838.36



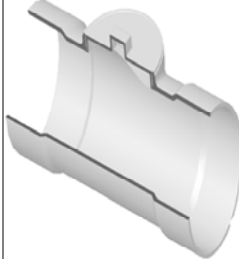


Fabricated Fittings Product
PVC Schedule 40 & 80 DWV Fabricated Fittings

Tees

Size	SCH 40 DWV Prod Code: 390	SCH 80 DWV Prod Code: 400	
	Part Number MSRP	Part Number MSRP	
TEE (Socket x Socket x Socket) (continued)			
	20X14	3701-824 1927.78	3901-824 3087.23
	20X16	3701-826 2052.79	3901-826 3143.55
	20X18	3701-828 2264.29	3901-828 3398.72
	24	3701-240 3283.51	3901-240 4251.65
	24X4	3701-904 1935.99	3901-904 2328.12
	24X6	3701-906 2034.99	3901-906 2625.56
	24X8	3701-908 2158.96	3901-908 2840.20
	24X10	3701-910 2280.86	3901-910 3090.46
	24X12	3701-912 2403.46	3901-912 3251.96
	24X14	3701-914 2568.05	3901-914 3605.75
	24X16	3701-916 2716.33	3901-916 3720.71
	24X18	3701-918 2951.08	3901-918 3902.22
	24X20	3701-920 3168.38	3901-920 4081.76
	Size	SCH 40 DWV Prod Code: 390	SCH 80 DWV Prod Code: 400
	Part Number MSRP	Part Number MSRP	

Test Tee (Soc X FPT With Plug)


	2	---	3901-020TEST [*] 163.15
	3	---	3901-030TEST [*] 201.74
	4	---	3901-040TEST [*] 216.03
	6	3701-060TEST ^{**} 479.52	3901-060TEST ^{***} 620.02
	8	3701-080TEST ^{**} 531.45	3901-080TEST ^{***} 911.07
	10	3701-100TEST ^{***} 781.12	3901-100TEST ^{***} 1413.77
	12	3701-120TEST ^{***} 1330.26	3901-120TEST ^{***} 1905.33
	14	3701-140TEST ^{***} 1540.42	3901-140TEST ^{***} 3513.11

* Molded Tee with molded MPT plug
 ** Fabricated Tee with molded FPT adapter and MPT plug
 *** Fabricated Tee with custom threaded adapter and HDPE plug

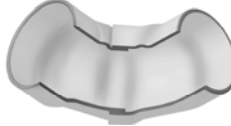
90° Ells

Size	SCH 40 DWV Prod Code: 390	SCH 80 DWV Prod Code: 400
	Part Number MSRP	Part Number MSRP
90° ELBOW (Socket x Socket)		
1-1/2	---	3906-015 94.98
2	---	3906-020 106.12
2-1/2	---	3906-025 125.40
3	---	3906-030 148.08
4	---	3906-040 167.55
6	3706-060 134.19	3906-060 173.72
8	3706-080 186.41	3906-080 291.77
10	3706-100 294.68	3906-100 575.96
12	3706-120 453.28	3906-120 839.91
14	3706-140 607.07	3906-140 1235.74
16	3706-160 900.26	3906-160 1536.88
18	3706-180 1338.96	3906-180 1978.52
20	3706-200 1506.01	3906-200 2332.73
24	3706-240 1883.32	3906-240 3490.45
Size	SCH 40 DWV Prod Code: 390	SCH 80 DWV Prod Code: 400
	Part Number MSRP	Part Number MSRP

90° Elbow-Long sweep (Socket x Socket)

	3	3706-030LSF 92.13	3906-030LSF 108.96
	4	3706-040LSF 137.20	3906-040LSF 162.62
	6	3706-060LSF 176.17	3906-060LSF 307.21
	8	3706-080LSF 350.74	3906-080LSF 453.51
	10	3706-100LSF 500.87	3906-100LSF 934.94
Size	SCH 40 DWV Prod Code: 390	SCH 80 DWV Prod Code: 400	
	Part Number MSRP	Part Number MSRP	


90° STREET ELL (Spigot x Socket)

	1-1/2	---	3906-015 94.98
	2	---	3906-020 106.12
	3	---	3906-030 148.08

Fabricated Fittings Product
PVC Schedule 40 & 80 DWV Fabricated Fittings




90° Ells

Size	SCH 40 DWV Prod Code: 390	SCH 80 DWV Prod Code: 400	
	Part Number MSRP	Part Number MSRP	
90° STREET ELL (Spigot x Socket) (continued)			
	4	---	3906-040 167.55
	6	---	3906-060 173.72
	8	---	3906-080 291.77
	10	---	3906-100 575.96
	12	---	3906-120 839.91
	14	---	3906-140 1235.74
	16	---	3906-160 1536.88
	18	---	3906-180 1978.52
	20	---	3906-200 2332.73
	24	---	3906-240 3490.45


Non 90° Ells

Size	SCH 40 DWV Prod Code: 390	SCH 80 DWV Prod Code: 400
	Part Number MSRP	Part Number MSRP


11-1/4° ELBOW (Socket x Socket)

	4	3711-040 47.97	3911-040 65.23
	6	3711-060 77.06	3911-060 121.95
	8	3711-080 130.27	3911-080 199.62
	10	3711-100 196.58	3911-100 353.78
	12	3711-120 310.97	3911-120 517.07
	14	3711-140 488.89	3911-140 791.59
	16	3711-160 666.45	3911-160 1058.14
	18	3711-180 745.87	3911-180 1365.99
	20	3711-200 989.35	3911-200 1751.17
	24	3711-240 1768.79	3911-240 2004.44


15° ELBOW (Socket x Socket)

Size	SCH 40 DWV Prod Code: 390	SCH 80 DWV Prod Code: 400	
	Part Number MSRP	Part Number MSRP	
	4	3718-040 47.97	3918-040 65.23
	6	3718-060 77.06	3918-060 121.95
	8	3718-080 130.27	3918-080 199.62
	10	3718-100 196.58	3918-100 353.78
	12	3718-120 310.97	3918-120 517.07
	14	3718-140 488.89	3918-140 791.59
	16	3718-160 666.45	3918-160 1058.14
	18	3718-180 745.87	3918-180 1365.99
	20	3718-200 989.35	3918-200 1751.17
	24	3718-240 1768.79	3918-240 2004.44

22-1/2° ELBOW (Socket x Socket)

	4	3716-040 47.97	3916-040 65.23
	6	3716-060 77.06	3916-060 121.95
	8	3716-080 130.27	3916-080 199.62
	10	3716-100 196.58	3916-100 353.78
	12	3716-120 310.97	3916-120 517.07
	14	3716-140 488.89	3916-140 791.59
	16	3716-160 666.45	3916-160 1058.14
	18	3716-180 800.37	3916-180 1365.99
	20	3716-200 989.35	3916-200 1751.17
	24	3716-240 1768.79	3916-240 2004.44

22-1/2° STREET ELL (Spigot x Socket)

	6	3742-060 84.76	3942-060 134.11
	8	3742-080 143.29	3942-080 219.57
	10	3742-100 216.22	3942-100 389.18

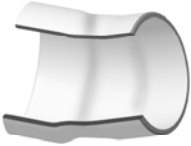


Fabricated Fittings Product
PVC Schedule 40 & 80 DWV Fabricated Fittings


Non 90° Ells

Size	SCH 40 DWV Prod Code: 390	SCH 80 DWV Prod Code: 400
	Part Number MSRP	Part Number MSRP


22-1/2° STREET ELL (Spigot x Socket) (continued)

	12	3742-120 342.06	3942-120 568.80
	14	3742-140 537.77	3942-140 870.76
	16	3742-160 529.26	3942-160 1163.95
	18	3742-180 880.40	3942-180 1500.66
	20	3742-200 1341.29	3942-200 2061.61
	24	3742-240 2080.91	3942-240 2358.68
	Size	SCH 40 DWV Prod Code: 390	SCH 80 DWV Prod Code: 400
	Part Number MSRP	Part Number MSRP	

30° ELBOW (Socket x Socket)

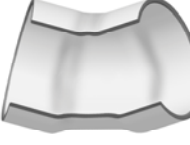
	4	3715-040 47.97	3915-040 65.23
	6	3715-060 77.06	3915-060 121.95
	8	3715-080 130.27	3915-080 199.62
	10	3715-100 196.58	3915-100 353.78
	12	3715-120 310.97	3915-120 517.07
	14	3715-140 488.89	3915-140 791.59
	16	3715-160 666.45	3915-160 1058.14
	18	3715-180 800.37	3915-180 1365.99
	20	3715-200 989.35	3915-200 1751.17
	24	3715-240 1768.79	3915-240 2004.44
Size	SCH 40 DWV Prod Code: 390	SCH 80 DWV Prod Code: 400	
	Part Number MSRP	Part Number MSRP	

45° ELBOW (Socket x Socket)

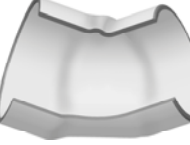
	4	3717-040 117.19	3917-040 143.39
	6	3717-060 124.56	3917-060 204.38
	8	3717-080 149.14	3917-080 219.61
	10	3717-100 245.31	3917-100 402.31
	12	3717-120 344.52	3917-120 575.12
	14	3717-140 597.36	3917-140 826.52
	Size	SCH 40 DWV Prod Code: 390	SCH 80 DWV Prod Code: 400
	Part Number MSRP	Part Number MSRP	

Size	SCH 40 DWV Prod Code: 390	SCH 80 DWV Prod Code: 400
	Part Number MSRP	Part Number MSRP

45° ELBOW (Socket x Socket) (continued)

	16	3717-160 737.57	3917-160 1070.31
	18	3717-180 851.18	3917-180 1447.82
	20	3717-200 1162.19	3917-200 1818.54
	24	3717-240 1544.28	3917-240 2140.89
Size	SCH 40 DWV Prod Code: 390	SCH 80 DWV Prod Code: 400	
	Part Number MSRP	Part Number MSRP	

45° STREET ELL (Spigot x Socket)

	4	3727-040 117.19	3927-040 143.39
	6	3727-060 124.56	3927-060 204.38
	8	3727-080 149.14	3927-080 219.61
	10	3727-100 245.31	3927-100 402.31
	12	3727-120 344.52	3927-120 575.12
	14	3727-140 597.36	3927-140 826.52
	16	3727-160 737.57	3927-160 1070.31
	18	3727-180 851.18	3927-180 1447.82
	20	3727-200 1162.19	3927-200 1818.54
	24	3727-240 1544.28	3927-240 2140.89
Size	SCH 40 DWV Prod Code: 390	SCH 80 DWV Prod Code: 400	
	Part Number MSRP	Part Number MSRP	

60° ELBOW (Socket x Socket)

	4	3724-040 141.54	---
	6	3724-060 148.85	3924-060 217.13
	8	3724-080 212.37	3924-080 364.77
	10	3724-100 355.88	3924-100 683.71
	12	3724-120 466.28	3924-120 1006.29
	14	3724-140 854.71	3924-140 1462.26
	16	3724-160 1039.15	3924-160 1776.71
	18	3724-180 1334.99	3924-180 1978.52
	20	3724-200 1424.13	3924-200 3940.46
	Size	SCH 40 DWV Prod Code: 390	SCH 80 DWV Prod Code: 400
	Part Number MSRP	Part Number MSRP	


Fabricated Fittings Product
PVC Schedule 40 & 80 DWV Fabricated Fittings



Non 90° Ells

Size	SCH 40 DWV Prod Code: 390	SCH 80 DWV Prod Code: 400
	Part Number MSRP	Part Number MSRP


60° ELBOW (Socket x Socket) (continued)

	24	3724-240 1834.86	3924-240 6907.04
--	----	----------------------------	----------------------------


Couplings

Size	SCH 40 DWV Prod Code: 390	SCH 80 DWV Prod Code: 400
	Part Number MSRP	Part Number MSRP

COUPLING (Socket x Socket)

	8	3729-080 85.05	3929-080 188.27
	10	3729-100 104.58	3929-100 205.04
	12	3729-120 153.95	3929-120 236.36
	14	3729-140 249.98	3929-140 472.62
	16	3729-160 278.81	3929-160 561.89
	18	3729-180 475.48	3929-180 1107.56
	20	3729-200 829.47	3929-200 1365.56
	24	3729-240 1151.97	3929-240 2355.71
	Size	SCH 40 DWV Prod Code: 390	SCH 80 DWV Prod Code: 400
	Part Number MSRP	Part Number MSRP	


REPAIR COUPLING (Gasket x Gasket)

	4	3728-040 82.43	3928-040 96.31
	6	3728-060 114.66	3928-060 135.72
	8	3728-080 180.48	3928-080 229.59
	10	3728-100 238.14	3928-100 321.25
	12	3728-120 298.75	3928-120 408.24
	14	3728-140 518.39	3928-140 903.97
	16	3728-160 763.78	3928-160 1356.22
	18	3728-180 998.48	3928-180 1762.98
	20	3728-200 1550.52	3928-200 2115.60
	24	3728-240 2102.87	3928-240 2853.61

Reducer Couplings

Size	SCH 40 DWV Prod Code: 390	SCH 80 DWV Prod Code: 400
	Part Number MSRP	Part Number MSRP

REDUCER COUPLING (Socket x Socket)

	6X2	3729-528 123.67	3929-528 214.45
	6X3	3729-530 121.74	3929-530 158.41
	6X4	3729-532 44.17	3929-532 104.22
	8X2	3729-578 208.04	3929-578 289.71
	8X3	3729-580 192.60	3929-580 253.21
	8X4	3729-582 109.48	3929-582 200.09
	8X6	3729-585 94.11	3929-585 184.15
	10X2	3729-621 386.99	---
	10X3	3729-623 384.58	---
	10X4	3729-624 247.07	3929-624 470.07
	10X6	3729-626 230.25	3929-626 375.08
	10X8	3729-628 161.15	3929-628 200.47
	12X2	3729-661 598.77	---
	12X3	3729-663 594.80	---
	12X4	3729-664 464.55	3929-664 675.41
	12X6	3729-666 352.23	3929-666 556.88
	12X8	3729-668 310.01	3929-668 483.25
	12X10	3729-670 234.59	3929-670 296.82
	14X2	3729-691 875.61	---
	14X3	3729-693 672.80	---
	14X4	3729-694 747.58	3929-694 913.89
	14X6	3729-696 723.75	3929-696 816.31
	14X8	3729-698 523.88	3929-698 802.94
	14X10	3729-700 442.47	3929-700 677.87
14X12	3729-702 392.93	3929-702 433.34	
16X4	3729-754 800.15	3929-754 1342.92	



Fabricated Fittings Product
PVC Schedule 40 & 80 DWV Fabricated Fittings

Reducer Couplings

Size	SCH 40 DWV Prod Code: 390	SCH 80 DWV Prod Code: 400
	Part Number MSRP	Part Number MSRP

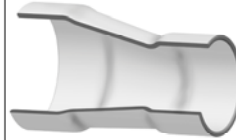
REDUCER COUPLING (Socket x Socket) (continued)

16X6	3729-756 737.01	3929-756 1258.99
16X8	3729-758 670.64	3929-758 1189.06
16X10	3729-760 598.95	3929-760 826.68
16X12	3729-762 543.76	3929-762 759.96
16X14	3729-764 471.58	3929-764 640.66
18X6	3729-786 1331.94	3929-786 1940.96
18X8	3729-788 1129.69	3929-788 1796.14
18X10	3729-790 1054.11	3929-790 1650.65
18X12	3729-792 986.94	3929-792 1379.53
18X14	3729-794 910.18	3929-794 1335.85
18X16	3729-796 679.92	3929-796 1141.85
20X6	3729-816 1668.28	3929-816 2729.33
20X8	3729-818 1615.67	3929-818 2697.75
20X10	3729-820 1416.46	3929-820 2677.69
20X12	3729-822 1397.05	3929-822 2511.17
20X14	3729-824 1379.80	3929-824 2491.20
20X16	3729-826 1301.67	3929-826 1995.09
20X18	3729-828 1149.95	3929-828 1375.77
24X6	3729-906 3355.22	3929-906 4614.82
24X8	3729-908 3259.11	3929-908 4576.34
24X10	3729-910 2694.66	3929-910 4560.68
24X12	3729-912 2605.82	3929-912 4487.00
24X14	3729-914 2470.89	3929-914 4471.98
24X16	3729-916 2268.78	3929-916 4300.16
24X18	3729-918 2008.96	3929-918 3278.55
24X20	3729-920 1510.24	3929-920 2940.28



ECCENTRIC REDUCER COUPLING (Socket x Socket)

Size	SCH 40 DWV Prod Code: 390	SCH 80 DWV Prod Code: 400
	Part Number MSRP	Part Number MSRP
3X2	3729-338E 39.22	3929-338E 54.65
4X2	3729-420E ² 53.26	3929-420E ² 139.41
4X3	3729-422E 49.23	3929-422E 71.18
6X2	3729-528E ² 120.24	3929-528E ³ 181.49
6X3	3729-530E ² 110.76	3929-530E ² 176.34
6X4	3729-532E ¹ 55.38	3929-532E 134.49
8X3	3729-580E ³ 228.44	3929-580E ³ 256.26
8X4	3729-582E ² 114.07	3929-582E ² 232.61
8X6	3729-585E 92.21	3929-585E 178.87
10X4	3729-624E ² 260.83	3929-624E ³ 393.62
10X6	3729-626E 239.82	3929-626E ² 334.08
10X8	3729-628E 226.11	3929-628E 308.69
12X4	3729-664E ³ 486.65	3929-664E ⁴ 601.93
12X6	3729-666E ² 399.86	3929-666E ³ 495.38
12X8	3729-668E ² 265.18	3929-668E ² 427.98
12X10	3729-670E 229.91	3929-670E 273.56
14X6	3729-696E ² 812.33	3929-696E ³ 980.54
14X8	3729-698E ² 665.43	3929-698E ² 877.14
14X10	3729-700E ¹ 604.06	3929-700E ¹ 635.03
14X12	3729-702E 369.28	3929-702E 584.01
16X6	3729-756E ⁴ 848.81	3929-756E ⁴ 1811.58
16X8	3729-758E ³ 836.92	3929-758E ³ 1658.89
16X10	3729-760E ³ 618.87	3929-760E ² 1206.79
16X12	3729-762E 588.87	3929-762E ² 1071.43
16X14	3729-764E 523.25	3929-764E 829.89
18X6	3729-786E ⁵ 1206.46	3929-786E ⁵ 2500.73
18X8	3729-788E ⁴ 1188.60	3929-788E ⁴ 2393.86



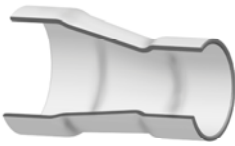
Fabricated Fittings Product
PVC Schedule 40 & 80 DWV Fabricated Fittings



Reducer Couplings

Size	SCH 40 DWV Prod Code: 390	SCH 80 DWV Prod Code: 400
	Part Number MSRP	Part Number MSRP

ECCENTRIC REDUCER COUPLING (Socket x Socket) (continued)

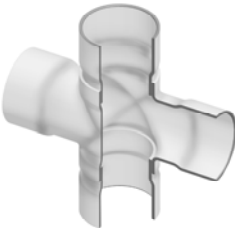
	18X10	3729-790E ³ 1103.51	3929-790E ³ 2237.00
	18X12	3729-792E ² 995.88	3929-792E ³ 1996.69
	18X14	3729-794E ² 880.51	3929-794E ² 1646.15
	18X16	3729-796E 710.28	3929-796E 1606.26

2=Two-Step Design, 3=Three-Step Design, 4=Four-Step Design, 5=Five-Step Design, 6=Six-Step Design

Crosses

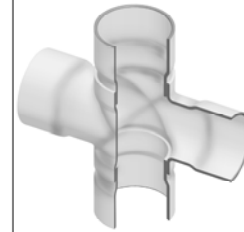
Size	SCH 40 DWV Prod Code: 390	SCH 80 DWV Prod Code: 400
	Part Number MSRP	Part Number MSRP

CROSS (Socket x Socket x Socket x Socket)

	4	3720-040 299.71	---
	4X2	---	3920-420 150.17
	4X3	---	3920-422 165.25
	6	3720-060 174.62	3920-060 407.28
	6X2	3720-528 131.09	3920-528 211.01
	6X3	3720-530 155.22	3920-530 237.84
	6X4	3720-532 171.15	3920-532 293.65
	8	3720-080 352.69	3920-080 490.52
	8X2	3720-578 226.44	3920-578 266.25
	8X3	3720-580 244.98	3920-580 282.86
	8X4	3720-582 269.13	3920-582 303.44
	8X6	3720-585 338.64	3920-585 393.27
	10	3720-100 574.12	3920-100 1049.43
	10X2	3720-621 240.47	3920-621 481.93
	10X3	3720-623 276.98	3920-623 557.65
	10X4	3720-624 317.74	3920-624 571.78
	10X6	3720-626 364.37	3920-626 698.67
	10X8	3720-628 511.55	3920-628 921.96

CROSS (Socket x Socket x Socket x Socket) (continued)

Size	SCH 40 DWV Prod Code: 390	SCH 80 DWV Prod Code: 400
	Part Number MSRP	Part Number MSRP
12	3720-120 756.86	3920-120 1478.79
12X2	3720-661 317.81	3920-661 652.43
12X3	3720-663 356.69	3920-663 729.28
12X4	3720-664 377.09	3920-664 761.00
12X6	3720-666 460.93	3920-666 883.63
12X8	3720-668 560.14	3920-668 1055.57
12X10	3720-670 650.14	3920-670 1202.87
14	3720-140 1257.32	3920-140 2629.42
14X2	3720-691 620.33	3920-691 990.41
14X3	3720-693 690.69	3920-693 1091.12
14X4	3720-694 766.82	3920-694 1219.86
14X6	3720-696 862.56	3920-696 1369.08
14X8	3720-698 993.73	3920-698 1574.73
14X10	3720-700 1129.11	3920-700 1885.61
14X12	3720-702 1194.55	3920-702 2209.25
16	3720-160 1836.66	3920-160 3333.46
16X2	3720-751 851.21	3920-751 1343.32
16X3	3720-753 935.53	3920-753 1467.53
16X4	3720-754 971.27	3920-754 1553.96
16X6	3720-756 1050.49	3920-756 1680.84
16X8	3720-758 1230.59	3920-758 1968.91
16X10	3720-760 1465.88	3920-760 2267.38
16X12	3720-762 1684.64	3920-762 2693.49
16X14	3720-764 1768.89	3920-764 3176.47
18	3720-180 2602.11	3920-180 4115.19
18X4	3720-784 1053.12	3920-784 1961.20
18X6	3720-786 1484.79	3920-786 2241.63



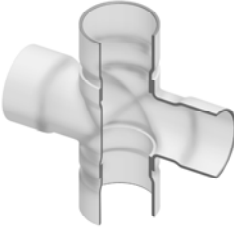


Fabricated Fittings Product
PVC Schedule 40 & 80 DWV Fabricated Fittings

Crosses

Size	SCH 40 DWV Prod Code: 390	SCH 80 DWV Prod Code: 400
	Part Number MSRP	Part Number MSRP


CROSS (Socket x Socket x Socket x Socket) (continued)

	18X8	3720-788 1682.22	3920-788 2674.18
	18X10	3720-790 1819.42	3920-790 3030.68
	18X12	3720-792 1934.44	3920-792 3362.18
	18X14	3720-794 2038.46	3920-794 3593.34
	18X16	3720-796 2365.84	3920-796 3903.21
	20	3720-200 4426.85	3920-200 6947.41
	20X4	3720-814 1859.36	3920-814 2577.32
	20X6	3720-816 1930.88	3920-816 2788.01
	20X8	3720-818 2398.74	3920-818 3033.96
	20X10	3720-820 2740.25	3920-820 3561.78
	20X12	3720-822 2859.42	3920-822 3942.26
	20X14	3720-824 3110.34	3920-824 4258.97
	20X16	3720-826 3497.88	3920-826 4736.14
	20X18	3720-828 3784.59	3920-828 5648.66
	24	3720-240 5830.33	3920-240 8421.77
	24X4	3720-904 2376.65	3920-904 2845.26
	24X6	3720-906 2821.76	3920-906 3244.59
	24X8	3720-908 3003.86	3920-908 4234.60
	24X10	3720-910 3211.22	3920-910 4596.37
	24X12	3720-912 3536.54	3920-912 5272.87
	24X14	3720-914 3637.44	3920-914 6189.40
	24X16	3720-916 4031.41	3920-916 6562.51
	24X18	3720-918 4502.40	3920-918 6892.80
	24X20	3720-920 5451.62	3920-920 7340.28

Wyes


Size	SCH 40 DWV Prod Code: 390	SCH 80 DWV Prod Code: 400
	Part Number MSRP	Part Number MSRP



WYE (Socket x Socket x Socket)

	2	---	3975-020 184.43
	3	---	3975-030 288.73
	3X2	---	3975-338 157.02
	4	---	3975-040 335.34
	4X2	---	3975-420 228.28
	4X3	---	3975-422 376.37
	6	---	3975-060 354.78
	6X2	3775-528 127.51	3975-528 298.49
	6X3	3775-530 156.45	3975-530 311.93
	6X4	3775-532 173.71	3975-532 306.53
	8	3775-080 244.65	3975-080 409.08
	8X2	3775-578 159.61	3975-578 289.34
	8X3	3775-580 165.89	3975-580 320.04
	8X4	3775-582 172.76	3975-582 328.04
	8X6	3775-585 226.73	3975-585 331.42
	10	3775-100 488.78	3975-100 730.14
	10X2	3775-621 285.80	3975-621 421.25
	10X3	3775-623 299.34	3975-623 439.06
	10X4	3775-624 307.61	3975-624 451.54
	10X6	3775-626 370.91	3975-626 570.57
	10X8	3775-628 454.59	3975-628 621.36
	12	3775-120 644.78	3975-120 1104.68
	12X2	3775-661 340.03	3975-661 708.52
	12X3	3775-663 353.12	3975-663 717.00
	12X4	3775-664 365.21	3975-664 729.06
	12X6	3775-666 435.19	3975-666 795.39

Fabricated Fittings Product
PVC Schedule 40 & 80 DWV Fabricated Fittings



Wyes			
	Size	SCH 40 DWV Prod Code: 390	SCH 80 DWV Prod Code: 400
		Part Number MSRP	Part Number MSRP
WYE (Socket x Socket x Socket) (continued)			
	12X8	3775-668 483.54	3975-668 883.80
	12X10	3775-670 568.21	3975-670 1038.38
	14	3775-140 1387.60	3975-140 1677.74
	14X2	3775-691 690.34	3975-691 1134.14
	14X3	3775-693 724.01	3975-693 1151.41
	14X4	3775-694 736.15	3975-694 1160.67
	14X6	3775-696 794.55	3975-696 1271.28
	14X8	3775-698 909.25	3975-698 1408.47
	14X10	3775-700 971.94	3975-700 1470.61
	14X12	3775-702 1242.67	3975-702 1558.68
	16	3775-160 1765.48	3975-160 2582.62
	16X2	3775-751 784.41	3975-751 1315.55
	16X3	3775-753 829.88	3975-753 1332.14
	16X4	3775-754 867.52	3975-754 1387.96
	16X6	3775-756 933.64	3975-756 1493.78
	16X8	3775-758 1064.60	3975-758 1574.14
	16X10	3775-760 1278.92	3975-760 1723.27
	16X12	3775-762 1392.80	3975-762 2309.20
	16X14	3775-764 1687.81	3975-764 2458.35
	18	3775-180 2030.11	3975-180 3469.45
	18X4	3775-784 1390.97	3975-784 1793.91
	18X6	3775-786 1413.38	3975-786 1823.99
	18X8	3775-788 1459.44	3975-788 1966.07
	18X10	3775-790 1552.64	3975-790 2023.13
	18X12	3775-792 1700.43	3975-792 2227.09
	18X14	3775-794 1859.02	3975-794 2705.07

	Size	SCH 40 DWV Prod Code: 390	SCH 80 DWV Prod Code: 400	
		Part Number MSRP	Part Number MSRP	
WYE (Socket x Socket x Socket) (continued)				
	18X16	3775-796 1970.93	3975-796 3261.34	
	20	3775-200 2991.85	3975-200 5916.69	
	20X4	3775-814 1611.87	3975-814 2092.39	
	20X6	3775-816 1617.74	3975-816 2263.49	
	20X8	3775-818 1736.69	3975-818 2813.65	
	20X10	3775-820 1797.27	3975-820 2928.49	
	20X12	3775-822 2028.84	3975-822 3223.83	
	20X14	3775-824 2359.76	3975-824 3736.00	
	20X16	3775-826 2591.69	3975-826 3837.07	
	20X18	3775-828 2800.93	3975-828 4010.81	
	24	3775-240 3722.82	3975-240 10166.03	
	24X4	3775-904 2009.67	3975-904 2979.78	
	24X6	3775-906 2217.17	3975-906 3272.98	
	24X8	3775-908 2349.60	3975-908 3789.08	
	24X10	3775-910 2525.95	3975-910 3841.36	
	24X12	3775-912 2606.61	3975-912 4213.13	
	24X14	3775-914 2731.52	3975-914 4442.97	
	24X16	3775-916 2886.58	3975-916 5095.79	
	24X18	3775-918 3088.40	3975-918 5983.39	
	24X20	3775-920 3485.63	3975-920 6178.33	
		Size	SCH 40 DWV Prod Code: 390	SCH 80 DWV Prod Code: 400
	DOUBLE WYE (Socket x Socket x Socket x Socket)			
		2	---	3976-020 202.95
		3	---	3976-030 206.66
		4	---	3976-040 218.43
		4X2	---	3976-420 163.57
		4X3	---	3976-422 198.26



Fabricated Fittings Product
PVC Schedule 40 & 80 DWV Fabricated Fittings

Wyes

Size	SCH 40 DWV Prod Code: 390	SCH 80 DWV Prod Code: 400
	Part Number MSRP	Part Number MSRP
DOUBLE WYE (Socket x Socket x Socket x Socket) (continued)		
6	3776-060	3976-060
	181.22	231.97
6X2	3776-528	3976-528
	133.17	181.27
6X3	3776-530	3976-530
	137.84	192.71
6X4	3776-532	3976-532
	141.78	215.45
8	3776-080	3976-080
	349.51	447.39
8X2	3776-578	3976-578
	190.31	255.85
8X3	3776-580	3976-580
	203.32	264.84
8X4	3776-582	3976-582
	211.94	301.48
8X6	3776-585	3976-585
	267.61	385.28
10	3776-100	3976-100
	512.63	820.23
10X2	3776-621	3976-621
	270.88	454.32
10X3	3776-623	3976-623
	283.02	465.81
10X4	3776-624	3976-624
	297.20	475.51
10X6	3776-626	3976-626
	367.66	588.24
10X8	3776-628	3976-628
	445.19	710.68
12	3776-120	3976-120
	836.94	1342.18
12X2	3776-661	3976-661
	366.68	749.20
12X3	3776-663	3976-663
	378.74	755.80
12X4	3776-664	3976-664
	387.21	762.28
12X6	3776-666	3976-666
	460.93	896.87
12X8	3776-668	3976-668
	588.35	1089.54
12X10	3776-670	3976-670
	753.22	1230.35
14	3776-140	3976-140
	1484.47	1864.27
14X2	3776-691	3976-691
	707.41	1326.57
14X3	3776-693	3976-693
	740.43	1365.69
14X4	3776-694	3976-694
	771.57	1377.44




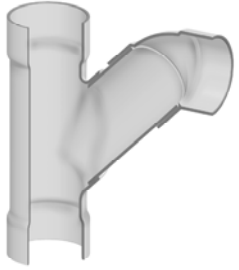
Size	SCH 40 DWV Prod Code: 390	SCH 80 DWV Prod Code: 400
	Part Number MSRP	Part Number MSRP
DOUBLE WYE (Socket x Socket x Socket x Socket) (continued)		
14X6	3776-696	3976-696
	858.96	1408.47
14X8	3776-698	3976-698
	995.41	1491.34
14X10	3776-700	3976-700
	1051.96	1574.14
14X12	3776-702	3976-702
	1362.38	1773.03
16	3776-160	3976-160
	1948.35	2897.47
16X2	3776-751	3976-751
	914.83	1556.42
16X3	3776-753	3976-753
	969.53	1569.48
16X4	3776-754	3976-754
	983.87	1574.14
16X6	3776-756	3976-756
	1040.85	1665.29
16X8	3776-758	3976-758
	1139.20	1822.71
16X10	3776-760	3976-760
	1395.29	2079.55
16X12	3776-762	3976-762
	1503.75	2236.99
16X14	3776-764	3976-764
	1800.82	2660.40
18	3776-180	3976-180
	2721.74	3826.36
18X4	3776-784	3976-784
	1502.13	2015.14
18X6	3776-786	3976-786
	1526.35	2336.58
18X8	3776-788	3976-788
	1637.00	2397.32
18X10	3776-790	3976-790
	1993.08	2418.40
18X12	3776-792	3976-792
	2030.24	2598.44
18X14	3776-794	3976-794
	2180.00	2955.93
18X16	3776-796	3976-796
	2237.34	3455.07
20	3776-200	3976-200
	3538.96	6179.33
20X4	3776-814	3976-814
	1703.77	2480.13
20X6	3776-816	3976-816
	1792.28	2637.55
20X8	3776-818	3976-818
	1821.97	2852.82
20X10	3776-820	3976-820
	2399.35	3272.54
20X12	3776-822	3976-822
	2626.49	3631.46

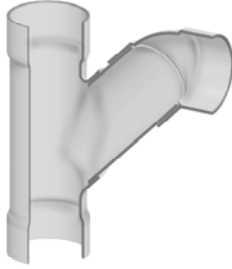


Fabricated Fittings Product
PVC Schedule 40 & 80 DWV Fabricated Fittings



Wyes				
	Size	SCH 40 DWV Prod Code: 390	SCH 80 DWV Prod Code: 400	
		Part Number MSRP	Part Number MSRP	
DOUBLE WYE (Socket x Socket x Socket) (continued)				
	20X14	3776-824 2868.45	3976-824 3812.72	
	20X16	3776-826 3130.09	3976-826 4848.75	
	20X18	3776-828 3423.34	3976-828 5156.06	
	24	3776-240 4406.35	3976-240 7975.35	
	24X4	3776-904 2195.24	3976-904 3223.83	
	24X6	3776-906 2427.18	3976-906 3537.08	
	24X8	3776-908 2490.47	3976-908 3872.06	
	24X10	3776-910 2620.25	3976-910 4069.67	
	24X12	3776-912 2773.92	3976-912 4173.94	
	24X14	3776-914 2947.62	3976-914 5619.03	
	24X16	3776-916 3206.79	3976-916 7019.42	
	24X18	3776-918 3238.69	3976-918 7117.83	
	24X20	3776-920 4162.27	3976-920 7504.76	
		Size	SCH 40 DWV Prod Code: 390	SCH 80 DWV Prod Code: 400
			Part Number MSRP	Part Number MSRP

COMBO WYE (Socket x Socket x Socket)			
	2	---	3977-020 159.36
	3	---	3977-030 397.17
	4	---	3977-040 441.45
	6	3777-060 230.55	3977-060 548.84
	6X2	3777-528 168.02	3977-528 260.14
	6X3	3777-530 173.96	3977-530 520.60
	6X4	3777-532 179.62	3977-532 324.16
	8	3777-080 367.66	3977-080 607.95
	8X2	3777-578 201.61	3977-578 400.06
	8X3	3777-580 251.22	3977-580 409.87
	8X4	3777-582 255.92	3977-582 418.80

	Size	SCH 40 DWV Prod Code: 390	SCH 80 DWV Prod Code: 400
		Part Number MSRP	Part Number MSRP
COMBO WYE (Socket x Socket x Socket) (continued)			
	8X6	3777-585 289.99	3977-585 463.95
	10	3777-100 656.68	3977-100 1159.92
	10X2	3777-621 299.91	3977-621 486.11
	10X3	3777-623 314.11	3977-623 504.54
	10X4	3777-624 321.05	3977-624 513.69
	10X6	3777-626 403.91	3977-626 646.25
	10X8	3777-628 502.57	3977-628 845.07
	12	3777-120 953.32	3977-120 1456.05
	12X2	3777-661 485.99	3977-661 793.77
	12X3	3777-663 496.25	3977-663 806.88
	12X4	3777-664 507.43	3977-664 811.97
	12X6	3777-666 563.84	3977-666 907.27
	12X8	3777-668 632.59	3977-668 1077.09
	12X10	3777-670 787.06	3977-670 1259.38
	14	3777-140 1651.25	3977-140 2226.66
	14X2	3777-691 731.27	3977-691 1223.25
	14X3	3777-693 747.78	3977-693 1237.36
	14X4	3777-694 790.86	3977-694 1265.25
	14X6	3777-696 899.86	3977-696 1439.81
	14X8	3777-698 990.01	3977-698 1506.85
	14X10	3777-700 1171.65	3977-700 1714.01
	14X12	3777-702 1382.57	3977-702 2081.65
	16	3777-160 1938.98	3977-160 3102.41
	16X2	3777-751 950.48	3977-751 1545.84
	16X3	3777-753 968.07	3977-753 1569.41
	16X4	3777-754 991.16	3977-754 1585.76
	16X6	3777-756 1048.29	3977-756 1677.31



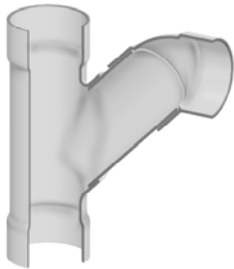
Fabricated Fittings Product
PVC Schedule 40 & 80 DWV Fabricated Fittings

Wyes

Size	SCH 40 DWV Prod Code: 390	SCH 80 DWV Prod Code: 400
	Part Number MSRP	Part Number MSRP

COMBO WYE (Socket x Socket x Socket) (continued)

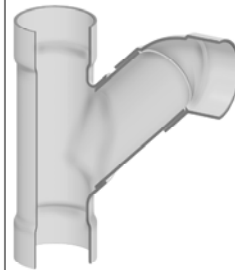
6X2	---	3977-528 260.14
6X3	---	3977-530 520.60
6X4	---	3977-532 324.16
8X2	---	3977-578 400.06
8X3	---	3977-580 409.87
8X4	---	3977-582 418.80
8X6	---	3977-585 463.95
10X2	---	3977-621 486.11
10X3	---	3977-623 504.54
10X4	---	3977-624 513.69
10X6	---	3977-626 646.25
10X8	---	3977-628 845.07
12X2	---	3977-661 793.77
12X3	---	3977-663 806.88
12X4	---	3977-664 811.97
12X6	---	3977-666 907.27
12X8	---	3977-668 1077.09
12X10	---	3977-670 1259.38
14X2	---	3977-691 1223.25
14X3	---	3977-693 1237.36
14X4	---	3977-694 1265.25
14X6	---	3977-696 1439.81
14X8	---	3977-698 1506.85
14X10	---	3977-700 1714.01
14X12	---	3977-702 2081.65
16X2	---	3977-751 1545.84



Size	SCH 40 DWV Prod Code: 390	SCH 80 DWV Prod Code: 400
	Part Number MSRP	Part Number MSRP

COMBO WYE (Socket x Socket x Socket) (continued)

16X3	---	3977-753 1569.41
16X4	---	3977-754 1585.76
16X6	---	3977-756 1677.31
16X8	3777-758 1153.31	3977-758 1905.61
16X10	3777-760 1304.87	3977-760 2087.83
16X12	3777-762 1400.77	3977-762 2241.08
16X14	3777-764 1719.62	3977-764 2698.19
18	3777-180 2441.73	3977-180 4236.17
18X4	3777-784 1488.67	3977-784 1879.31
18X6	3777-786 1535.04	3977-786 1993.60
18X8	3777-788 1576.45	3977-788 2196.84
18X10	3777-790 1678.09	3977-790 2362.78
18X12	3777-792 1744.24	3977-792 3117.75
18X14	3777-794 1980.47	3977-794 3567.03
18X16	3777-796 2252.65	3977-796 3835.38
20	3777-200 3163.97	3977-200 7805.08
20X4	3777-814 1645.96	3977-814 2079.23
20X6	3777-816 1782.52	3977-816 2302.58
20X8	3777-818 1816.29	3977-818 2868.20
20X10	3777-820 1904.08	3977-820 3206.15
20X12	3777-822 2393.22	3977-822 3787.17
20X14	3777-824 2519.40	3977-824 4174.08
20X16	3777-826 2818.94	3977-826 5315.72
20X18	3777-828 2880.66	3977-828 7268.43
24	3777-240 4273.93	3977-240 8311.93
24X4	3777-904 2194.31	3977-904 3365.84
24X6	3777-906 2396.09	3977-906 3581.26



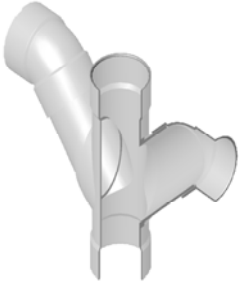
Fabricated Fittings Product
PVC Schedule 40 & 80 DWV Fabricated Fittings



Wyes

	Size	SCH 40 DWV Prod Code: 390	SCH 80 DWV Prod Code: 400
		Part Number MSRP	Part Number MSRP

Double Combo Wye (Soc X Soc X Soc X Soc) (continued)

	12X8	3792-668 695.85	---
	12X10	3792-670 865.77	---
	14X2	3792-691 728.92	---
	14X3	3792-693 822.57	---
	14X4	3792-694 869.94	---
	14X6	3792-696 989.84	---
	14X8	3792-698 1089.03	---
	14X10	3792-700 1288.84	---
	14X12	3792-702 1520.82	---



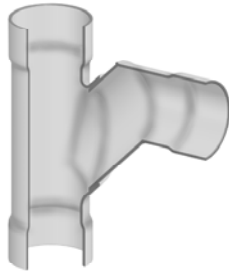
Fabricated Fittings Product
PVC Schedule 40 & 80 DWV Fabricated Fittings

Sanitary Tees

Size	SCH 40 DWV Prod Code: 390	SCH 80 DWV Prod Code: 400
	Part Number MSRP	Part Number MSRP

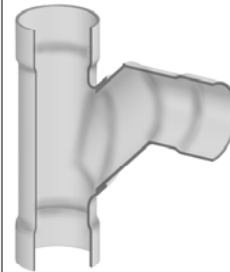
SANITARY TEE (Socket x Socket x Socket)

2	---	3990-020 213.95
3	---	3990-030 218.71
4	---	3990-040 220.80
6	3790-060 198.25	3990-060 333.42
6X2	3790-528 121.62	3990-528 239.46
6X3	3790-530 133.53	3990-530 240.14
6X4	3790-532 148.52	3990-532 263.54
8	3790-080 363.24	3990-080 603.66
8X2	3790-578 185.83	3990-578 330.20
8X3	3790-580 245.55	3990-580 376.09
8X4	3790-582 233.01	3990-582 400.99
8X6	3790-585 279.14	3990-585 446.52
10	3790-100 649.44	3990-100 1146.58
10X2	3790-621 285.17	3990-621 444.48
10X3	3790-623 289.99	3990-623 457.13
10X4	3790-624 310.71	3990-624 497.12
10X6	3790-626 399.86	3990-626 629.67
10X8	3790-628 489.61	3990-628 811.06
12	3790-120 929.96	3990-120 1415.51
12X2	3790-661 478.52	3990-661 751.41
12X3	3790-663 483.98	3990-663 763.73
12X4	3790-664 498.13	3990-664 795.39
12X6	3790-666 543.13	3990-666 890.67
12X8	3790-668 604.71	3990-668 1057.94
12X10	3790-670 761.72	3990-670 1225.64
14	3790-140 1637.82	3990-140 2169.96



SANITARY TEE (Socket x Socket x Socket) (continued)

Size	SCH 40 DWV Prod Code: 390	SCH 80 DWV Prod Code: 400
	Part Number MSRP	Part Number MSRP
14X2	3790-691 648.92	3990-691 1185.00
14X3	3790-693 704.14	3990-693 1202.89
14X4	3790-694 711.01	3990-694 1227.04
14X6	3790-696 847.96	3990-696 1399.15
14X8	3790-698 967.18	3990-698 1471.78
14X10	3790-700 1161.76	3990-700 1673.20
14X12	3790-702 1369.61	3990-702 2011.31
16	3790-160 2107.09	3990-160 2589.38
16X2	3790-751 944.29	3990-751 1463.24
16X3	3790-753 953.55	3990-753 1522.23
16X4	3790-754 975.00	3990-754 1570.01
16X6	3790-756 1036.41	3990-756 1661.19
16X8	3790-758 1142.99	3990-758 1860.24
16X10	3790-760 1291.59	3990-760 2055.73
16X12	3790-762 1386.72	3990-762 2209.99
16X14	3790-764 1662.04	3990-764 2411.27
18	3790-180 2157.91	3990-180 4185.75
18X4	3790-784 1149.95	3990-784 1819.40
18X6	3790-786 1233.32	3990-786 1929.82
18X8	3790-788 1547.20	3990-788 2151.97
18X10	3790-790 1760.51	3990-790 2322.53
18X12	3790-792 1808.51	3990-792 3024.72
18X14	3790-794 2061.69	3990-794 3111.01
18X16	3790-796 2225.72	3990-796 3812.62
20	3790-200 2915.02	3990-200 7684.62
20X4	3790-814 1217.35	3990-814 2039.92
20X6	3790-816 1392.96	3990-816 2216.45



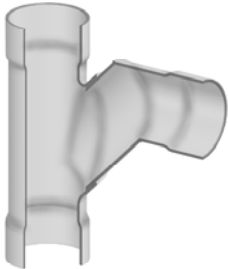
Fabricated Fittings Product
PVC Schedule 40 & 80 DWV Fabricated Fittings



Sanitary Tees

Size	SCH 40 DWV Prod Code: 390	SCH 80 DWV Prod Code: 400
	Part Number MSRP	Part Number MSRP

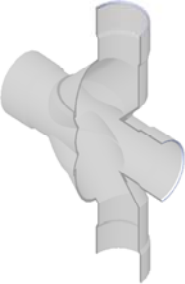
SANITARY TEE (Socket x Socket x Socket) (continued)

	20X8	3790-818 1502.55	3990-818 2815.76
	20X10	3790-820 1695.21	3990-820 3130.51
	20X12	3790-822 1898.12	3990-822 3701.25
	20X14	3790-824 2257.31	3990-824 4015.31
	20X16	3790-826 2602.69	3990-826 5221.11
	20X18	3790-828 2804.58	3990-828 7228.01
	24	3790-240 3813.98	3990-240 8246.67
	24X4	3790-904 1782.57	3990-904 3287.31
	24X6	3790-906 1979.04	3990-906 3446.59
	24X8	3790-908 2626.57	3990-908 3605.84
	24X10	3790-910 2839.92	3990-910 4319.02
	24X12	3790-912 2967.51	3990-912 4651.42
	24X14	3790-914 3027.39	3990-914 5607.35
	24X16	3790-916 3471.93	3990-916 6436.83
	24X18	3790-918 3639.55	3990-918 7402.46
	24X20	3790-920 3771.00	3990-920 7818.66

Double Sanitary Tee

Size	SCH 40 DWV Prod Code: 390	SCH 80 DWV Prod Code: 400
	Part Number MSRP	Part Number MSRP

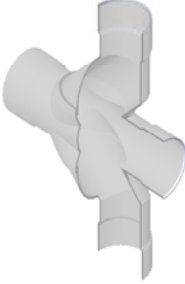
Double Sanitary Tee (Socket x Socket X Socket X Socket)

	6	3791-060 246.03	---
	6X2	3791-528 271.34	---
	6X3	3791-530 184.58	---
	6X4	3791-532 191.64	---
	8	3791-080 392.33	---
	8X2	3791-578 215.11	---
	8X3	3791-580 268.04	---

Size	SCH 40 DWV Prod Code: 390	SCH 80 DWV Prod Code: 400
	Part Number MSRP	Part Number MSRP

Double Sanitary Tee (Socket x Socket X Socket X Socket)

(continued)

	8X4	3791-582 273.03	---
	8X6	3791-585 309.41	---
	10	3791-100 700.69	---
	10X2	3791-621 320.00	---
	10X3	3791-623 335.14	---
	10X4	3791-624 342.55	---
	10X6	3791-626 430.98	---
	10X8	3791-628 536.23	---
	12	3791-120 1017.20	---
	12X2	3791-661 518.54	---
	12X3	3791-663 529.51	---
	12X4	3791-664 541.42	---
	12X6	3791-666 601.63	---
	12X8	3791-668 674.99	---
	12X10	3791-670 839.80	---
	14	3791-140 1761.82	---
	14X2	3791-691 707.06	---
	14X3	3791-693 797.86	---
	14X4	3791-694 843.86	---
	14X6	3791-696 960.16	---
	14X8	3791-698 1056.34	---
	14X10	3791-700 1250.15	---
	14X12	3791-702 1475.20	---



Fabricated Fittings Product
PVC Schedule 40 & 80 DWV Fabricated Fittings

Adapters

	Size	SCH 40 DWV Prod Code: 399	SCH 80 DWV Prod Code: 400
		Part Number MSRP	Part Number MSRP
IPS x SEWER ADAPTER (Socket x Spigot)			
	4	3729-04013IXS 20.42	---
	6	3729-06013IXS 43.09	---
	8	3729-08013IXS 83.42	---
	10	3729-10013IXS 225.91	---
	12	3729-12013IXS 245.78	---

	Size	SCH 40 DWV Prod Code: 399	SCH 80 DWV Prod Code: 400
		Part Number MSRP	Part Number MSRP
IPS x SEWER ADAPTER (Socket x Socket)			
	4	3729-040IXS 35.12	---
	6	3729-060IXS 64.17	---
	8	3729-080IXS 103.09	---
	10	3729-100IXS 166.71	---
	12	3729-120IXS 246.73	---

	Size	SCH 40 DWV Prod Code: 399	SCH 80 DWV Prod Code: 400
		Part Number MSRP	Part Number MSRP
IPS x SEWER ADAPTER (Spigot x Socket)			
	4	3729-04031IXS 26.80	---
	6	3729-06031IXS 62.06	---
	8	3729-08031IXS 101.65	---
	10	3729-10031IXS 158.24	---
	12	3729-12031IXS 235.03	---

Caps

	Size	SCH 40 DWV Prod Code: 399	SCH 80 DWV Prod Code: 400
		Part Number MSRP	Part Number MSRP

CAP (Socket)

	4	3747-040 44.06	3947-040 53.48
	6	3747-060 55.00	3947-060 135.21
	8	3747-080 95.58	3947-080 174.35
	10	3747-100 136.45	3947-100 266.44
	12	3747-120 172.33	3947-120 461.28
	14	3747-140 293.00	3947-140 523.16
	16	3747-160 375.08	3947-160 690.48

	Size	SCH 40 DWV Prod Code: 399	SCH 80 DWV Prod Code: 400
		Part Number MSRP	Part Number MSRP

CAP (Socket) (continued)

	18	3747-180 415.02	3947-180 907.17
	20	3747-200 731.04	3947-200 1048.29
	24	3747-240 1080.61	3947-240 1216.40

Plugs

	Size	SCH 40 DWV Prod Code: 399	SCH 80 DWV Prod Code: 400
		Part Number MSRP	Part Number MSRP

SPIGOT PLUG (Spigot)

	6	3749-060 52.75	3949-060 159.53
	8	3749-080 134.73	3949-080 269.24
	10	3749-100 153.64	3949-100 340.40
	12	3749-120 220.22	3949-120 541.99
	14	3749-140 373.63	3949-140 737.75
	16	3749-160 455.27	3949-160 788.41

Cleanouts

	Size	SCH 40 DWV Prod Code: 399	SCH 80 DWV Prod Code: 400
		Part Number MSRP	Part Number MSRP

Cleanout Adapter W/Plug (Spigot x Cleanout)

SOLD AS SET ONLY (Non-Pressure Rated)

	2	---	3978-020 112.71
	3	---	3978-030 144.40
	4	---	3978-040 181.46
	5	---	3978-050 192.88
	6	---	3978-060 204.35
	8	---	3978-080 325.05
	10	---	3978-100 542.86
	12	---	3978-120 757.92
	14	---	3978-140 939.87
	16	---	3978-160 1848.61
	18	---	3978-180 2213.56

Fabricated Fittings Product
PVC Schedule 40 & 80 DWV Fabricated Fittings



Cleanouts

Size	SCH 40 DWV Prod Code: 390	SCH 80 DWV Prod Code: 400
	Part Number MSRP	Part Number MSRP

Cleanout Adapter W/Plug (Spigot x Cleanout) (continued)

	20	---	3978-200 2341.66
	24	---	3978-240 2720.18

Fabricated PVC Gray With Custom Taper Thread and HPDE Plug

Glue-On Saddles

Size	SCH 40 DWV Prod Code: 390	SCH 80 DWV Prod Code: 400
	Part Number MSRP	Part Number MSRP

Saddle (IPS O.D.x Socket)

Non Pressure Rated

	6X2	3763-528 41.80	3963-528 70.24
	6X3	3763-530 42.78	3963-530 70.87
	6X4	3763-532 44.49	3963-532 71.48
	8X2	3763-578 62.20	3963-578 99.22
	8X3	3763-580 62.20	3963-580 100.43
	8X4	3763-582 62.96	3963-582 101.51
	8X6	3763-585 64.75	3963-585 103.87
	10X2	3763-621 77.84	3963-621 91.87
	10X3	3763-623 78.93	3963-623 93.17
	10X4	3763-624 79.25	3963-624 93.56
	10X6	3763-626 92.76	3963-626 108.80
	10X8	3763-628 148.84	3963-628 174.36
	12X2	3763-661 92.05	3963-661 108.55
	12X3	3763-663 93.76	3963-663 109.19
	12X4	3763-664 95.77	3963-664 110.11
	12X6	3763-666 111.06	3963-666 127.69
	12X8	3763-668 177.05	3963-668 200.94
	12X10	3763-670 256.02	3963-670 245.94
	14X2	3763-691 117.98	3963-691 133.67


Saddle (IPS O.D.x Socket) (continued)

Size	SCH 40 DWV Prod Code: 390	SCH 80 DWV Prod Code: 400	
	Part Number MSRP	Part Number MSRP	
	14X3	3763-693 126.09	3963-693 134.93
	14X4	3763-694 134.69	3963-694 135.58
	14X6	3763-696 137.40	3963-696 154.33
	14X8	3763-698 210.83	3963-698 236.60
	14X10	3763-700 271.22	3963-700 302.98
	14X12	3763-702 298.96	3963-702 334.55
	16X2	3763-751 125.57	3963-751 140.77
	16X3	3763-753 127.29	3963-753 141.99
	16X4	3763-754 138.56	3963-754 142.79
	16X6	3763-756 148.05	3963-756 162.75
	16X8	3763-758 220.05	3963-758 242.69
	16X10	3763-760 279.69	3963-760 309.04
	16X12	3763-762 309.96	3963-762 343.23
	16X14	3763-764 322.20	3963-764 357.67
	18X2	3763-781 184.07	3963-781 206.80
	18X3	3763-783 187.65	3963-783 208.05
	18X4	3763-784 190.53	3963-784 209.00
	18X6	3763-786 202.86	3963-786 221.20
	18X8	3763-788 296.01	3963-788 325.01
	18X10	3763-790 328.15	3963-790 360.29
18X12	3763-792 337.21	3963-792 513.84	
18X14	3763-794 509.43	3963-794 559.24	
18X16	3763-796 665.03	3963-796 731.78	
20X2	3763-811 184.51	3963-811 209.17	
20X3	3763-813 187.03	3963-813 209.65	
20X4	3763-814 196.17	3963-814 212.17	
20X6	3763-816 204.88	3963-816 222.56	




Fabricated Fittings Product
PVC Schedule 40 & 80 DWV Fabricated Fittings

Glue-On Saddles

Size	SCH 40 DWV Prod Code: 390	SCH 80 DWV Prod Code: 400	
	Part Number MSRP	Part Number MSRP	
Saddle (IPS O.D.x Socket) (continued)			
	20X8	3763-818 295.62	3963-818 321.49
	20X10	3763-820 328.16	3963-820 356.54
	20X12	3763-822 467.84	3963-822 508.56
	20X14	3763-824 510.48	3963-824 554.65
	20X16	3763-826 667.46	3963-826 726.68
	20X18	3763-828 756.44	3963-828 825.11
	24X2	3763-901 176.01	3963-901 212.82
	24X3	3763-903 194.55	3963-903 213.95
	24X4	3763-904 196.71	3963-904 214.94
	24X6	3763-906 208.68	3963-906 224.27
	24X8	3763-908 298.36	3963-908 318.62
	24X10	3763-910 331.91	3963-910 358.07
	24X12	3763-912 469.51	3963-912 500.00
	24X14	3763-914 525.75	3963-914 552.71
	24X16	3763-916 590.88	3963-916 756.51
	24X18	3763-918 796.31	3963-918 853.08
	24X20	3763-920 891.59	3963-920 960.15
	Size	SCH 40 DWV Prod Code: 390	SCH 80 DWV Prod Code: 400
	Part Number MSRP	Part Number MSRP	

Stub Saddle (IPS O.D x Socket)

Non Pressure Rated

	6X2	3765-528 44.94	3965-528 75.54
	6X3	3765-530 46.01	3965-530 76.19
	6X4	3765-532 47.85	3965-532 76.87
	8X2	3765-578 66.24	3965-578 105.57
	8X3	3765-580 66.88	3965-580 107.99
	8X4	3765-582 67.69	3965-582 109.15
	8X6	3765-585 69.62	3965-585 111.71

Size	SCH 40 DWV Prod Code: 390	SCH 80 DWV Prod Code: 400
	Part Number MSRP	Part Number MSRP
Stub Saddle (IPS O.D x Socket) (continued)		
10X2	3765-621 83.69	3965-621 98.80
10X3	3765-623 84.87	3965-623 99.14
10X4	3765-624 107.56	3965-624 100.61
10X6	3765-626 99.74	3965-626 116.98
10X8	3765-628 160.03	3965-628 187.48
12X2	3765-661 98.98	3965-661 116.71
12X3	3765-663 100.82	3965-663 117.95
12X4	3765-664 102.97	3965-664 118.39
12X6	3765-666 119.35	3965-666 137.32
12X8	3765-668 190.38	3965-668 216.06
12X10	3765-670 275.29	3965-670 316.96
14X2	3765-691 126.86	3965-691 143.76
14X3	3765-693 128.29	3965-693 145.09
14X4	3765-694 129.91	3965-694 145.77
14X6	3765-696 147.75	3965-696 165.94
14X8	3765-698 225.23	3965-698 243.75
14X10	3765-700 291.63	3965-700 325.80
14X12	3765-702 321.47	3965-702 359.72
16X2	3765-751 135.01	3965-751 151.36
16X3	3765-753 136.87	3965-753 152.66
16X4	3765-754 138.95	3965-754 153.53
16X6	3765-756 159.18	3965-756 174.99
16X8	3765-758 236.62	3965-758 260.98
16X10	3765-760 300.75	3965-760 332.33
16X12	3765-762 333.28	3965-762 369.06
16X14	3765-764 346.45	3965-764 384.62
18X2	3765-781 197.91	3965-781 222.35


Fabricated Fittings Product
PVC Schedule 40 & 80 DWV Fabricated Fittings



Glue-On Saddles


Size	SCH 40 DWV Prod Code: 390	SCH 80 DWV Prod Code: 400
	Part Number MSRP	Part Number MSRP

Stub Saddle (IPS O.D x Socket) (continued)

	18X3	3765-783 155.64	3965-783 223.71
	18X4	3765-784 204.85	3965-784 224.72
	18X6	3765-786 218.13	3965-786 237.85
	18X8	3765-788 318.27	3965-788 349.46
	18X10	3765-790 352.83	3965-790 387.41
	18X12	3765-792 362.57	3965-792 552.51
	18X14	3765-794 547.76	3965-794 601.35
	18X16	3765-796 714.48	3965-796 786.86
	20X2	3765-811 198.38	3965-811 224.89
	20X3	3765-813 201.12	3965-813 225.42
	20X4	3765-814 210.94	3965-814 228.13
	20X6	3765-816 220.31	3965-816 239.31
	20X8	3765-818 317.87	3965-818 345.69
	20X10	3765-820 352.84	3965-820 383.37
	20X12	3765-822 503.08	3965-822 546.83
	20X14	3765-824 548.91	3965-824 596.39
	20X16	3765-826 717.71	3965-826 781.41
	20X18	3765-828 813.39	3965-828 887.22
	24X2	3765-901 189.24	3965-901 228.84
	24X3	3765-903 209.18	3965-903 230.05
	24X4	3765-904 211.52	3965-904 231.12
	24X6	3765-906 224.40	3965-906 241.18
	24X8	3765-908 320.82	3965-908 346.24
	24X10	3765-910 356.85	3965-910 385.03
24X12	3765-912 504.83	3965-912 537.66	
24X14	3765-914 565.34	3965-914 594.32	


Size	SCH 40 DWV Prod Code: 390	SCH 80 DWV Prod Code: 400
	Part Number MSRP	Part Number MSRP

Stub Saddle (IPS O.D x Socket) (continued)

	24X16	3765-916 635.37	3965-916 813.45
	24X18	3765-918 856.23	3965-918 917.28
	24X20	3765-920 958.71	3965-920 1032.41
Size	SCH 40 DWV Prod Code: 390	SCH 80 DWV Prod Code: 400	
	Part Number MSRP	Part Number MSRP	

Saddle Wye (IPS O.D. X Socket)

Non-Pressure Rated

	4X2	3765-420X45 63.93	3965-420X45 103.31
	4X3	3765-422X45 100.35	3965-422X45 117.43
	6X2	3765-528X45 106.06	3965-528X45 108.67
	6X3	3765-530X45 107.77	3965-530X45 113.63
	6X4	3765-532X45 128.77	3965-532X45 133.68
	8X2	3765-578X45 124.76	3965-578X45 132.00
	8X3	3765-580X45 129.68	3965-580X45 139.25
	8X4	3765-582X45 148.98	3965-582X45 155.32
	8X6	3765-585X45 162.41	3965-585X45 206.73
	10X2	3765-621X45 123.20	3965-621X45 128.92
	10X3	3765-623X45 136.77	3965-623X45 139.60
	10X4	3765-624X45 158.24	3965-624X45 175.85
	10X6	3765-626X45 184.51	3965-626X45 224.64
	10X8	3765-628X45 259.22	3965-628X45 307.84
	12X2	3765-661X45 181.72	3965-661X45 189.89
	12X3	3765-663X45 188.04	3965-663X45 199.16
	12X4	3765-664X45 200.69	3965-664X45 239.15
	12X6	3765-666X45 286.53	3965-666X45 298.89
	12X8	3765-668X45 338.57	3965-668X45 368.67
	12X10	3765-670X45 394.46	3965-670X45 479.37
	14X2	3765-691X45 171.69	3965-691X45 178.93
	14X3	3765-693X45 178.16	3965-693X45 188.04




Fabricated Fittings Product
PVC Schedule 40 & 80 DWV Fabricated Fittings & P-Traps

Glue-On Saddles

Size	SCH 40 DWV Prod Code: 390	SCH 80 DWV Prod Code: 400
	Part Number MSRP	Part Number MSRP

Saddle Wye (IPS O.D. X Socket) (continued)


14X4	3765-694X45 200.24	3965-694X45 216.61
14X6	3765-696X45 309.15	3965-696X45 250.57
14X8	3765-698X45 343.20	3965-698X45 432.58
14X10	3765-700X45 396.31	3965-700X45 504.83
14X12	3765-702X45 493.56	3965-702X45 622.94
16X2	3765-751X45 186.64	3965-751X45 196.52
16X3	3765-753X45 196.52	3965-753X45 183.11
16X4	3765-754X45 203.34	3965-754X45 221.22
16X6	3765-756X45 281.28	3965-756X45 305.84
16X8	3765-758X45 411.13	3965-758X45 452.04
16X10	3765-760X45 462.08	3965-760X45 517.66
16X12	3765-762X45 544.67	3965-762X45 683.93
16X14	3765-764X45 661.08	3965-764X45 905.17
18X2	3765-781X45 200.55	3965-781X45 209.20
18X3	3765-783X45 230.66	3965-783X45 240.99
18X4	3765-784X45 241.17	3965-784X45 258.44
18X6	3765-786X45 326.82	3965-786X45 368.81
18X8	3765-788X45 328.22	3965-788X45 410.51
18X10	3765-790X45 557.03	3965-790X45 592.83
18X12	3765-792X45 678.53	3965-792X45 815.78
18X14	3765-794X45 812.55	3965-794X45 914.27
18X16	3765-796X45 952.09	3965-796X45 989.61
20X2	3765-811X45 247.02	3965-811X45 282.36
20X3	3765-813X45 285.92	3965-813X45 289.78
20X4	3765-814X45 296.26	3965-814X45 307.21
20X6	3765-816X45 409.73	3965-816X45 440.46



Size	SCH 40 DWV Prod Code: 390	SCH 80 DWV Prod Code: 400
	Part Number MSRP	Part Number MSRP

Saddle Wye (IPS O.D. X Socket) (continued)

20X8	3765-818X45 425.64	3965-818X45 651.80
20X10	3765-820X45 716.98	3965-820X45 813.31
20X12	3765-822X45 835.53	3965-822X45 948.69
20X14	3765-824X45 989.45	3965-824X45 1202.68
20X16	3765-826X45 1136.89	3965-826X45 1502.02
20X18	3765-828X45 1484.75	3965-828X45 2070.77
24X2	3765-901X45 299.81	3965-901X45 306.29
24X3	3765-903X45 351.71	3965-903X45 368.98
24X4	3765-904X45 331.48	3965-904X45 386.89
24X6	3765-906X45 514.40	3965-906X45 545.13
24X8	3765-908X45 526.15	3965-908X45 808.36
24X10	3765-910X45 715.13	3965-910X45 811.46
24X12	3765-912X45 1192.94	3965-912X45 926.77
24X14	3765-914X45 1222.58	3965-914X45 1437.02
24X16	3765-916X45 1384.22	3965-916X45 1749.34
24X18	3765-918X45 1759.37	3965-918X45 2344.19
24X20	3765-920X45 2165.26	3965-920X45 2562.49



P-Traps

Part Number	Size	Std Pk	Mstr Ctn	Prod Code	MSRP
-------------	------	--------	----------	-----------	------

P-Trap

Socket



3906-012PT	1-1/4	1	6	400	50.08
3906-015PT	1-1/2	1	6	409	52.64
3906-020PT	2	1	4	409	78.95
3906-025PT	2-1/2	1	6	400	92.38
3906-030PT	3	1	4	409	115.20
3906-040PT	4	1	4	409	187.65
3906-060PT	6	1	2	409	476.82
3906-080PT	8	1	0	409	644.25
3906-100PT	10	1	0	409	990.79
3906-120PT	12	1	0	409	2529.49