



### Description & Features:

- Developed for OEM applications
- Compact stainless steel construction with ceramic sensor
- Available ranges include Vac up to 8,700 psi (600 bar)
- Wide range of mechanical and electrical connections
- ±0.5% accuracy (±1% for pressures ≤ 45 psi)
- IP65 and IP67 enclosure ratings
- CE approved
- 5 year warranty

### Applications:

- Suitable for all process and automation control, hydraulics and pneumatic sensing, pump and compressor monitoring, refrigeration and HVAC

### Specifications

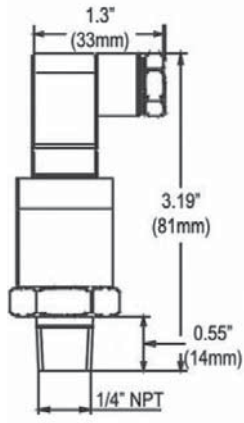
<b>Output Signal</b>	Standard 2-wire: 4-20 mA / Vs = 12-30 Vdc Optional 3-wire: 0.5-4.5 Vdc / Vs = 10-30 Vdc / Vac
<b>Accuracy</b>	±0.5% FSO (±1% FSO for pressures ≤ 45 psi (3 bar))
<b>Response Time</b>	<10 ms
<b>Insulation</b>	>100 MΩ @ 50V
<b>Permissible Temperatures</b>	Operating: -40°F to 212°F (-40°C to 100°C) Compensating: 14°F to 176°F (-10°C to 80°C)
<b>Pressure Port / Housing</b>	304 SS
<b>Wetted Parts</b>	Seals: NBR Diaphragm: Ceramic
<b>Current Consumption</b>	2-wire: 25 mA max 3-wire voltage: 5 mA (short-circuit current 20 mA)
<b>EMC</b>	EMI: EN50081-1/-2 EMS: EN50082-2
<b>Stability</b>	Vibration: 10 g / 5 Hz to 200 Hz Shock: 20 g / 11 ms
<b>Operation Life</b>	2 M cycles
<b>Approval</b>	CE

### Order Codes (products in bold are normally stock in North America)

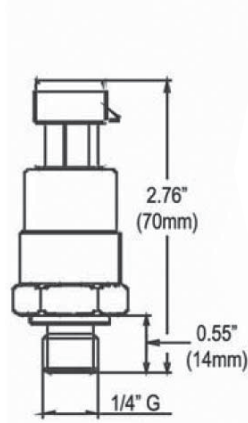
Range	Over-pressure	Burst Pressure	Code	Range	Over-pressure	Burst Pressure	Code
30" Hg Vac	15 psi	30 psi	<b>LE130VC</b>	-1/0 bar	1 bar	2 bar	LE130VCR11
30"/0/30 psi	45 psi	90 psi	LE10030	-1/3 bar	4.5 bar	9 bar	LE10030R11
30"/0/60 psi	75 psi	150 psi	LE10060	-1/4 bar	6 bar	12 bar	LE10060R11
30"/0/100 psi	150 psi	300 psi	LE10100	-1/6 bar	9 bar	18 bar	LE10100R11
30"/0/150 psi	225 psi	450 psi	LE10150	-1/10 bar	15 bar	30 bar	LE10150R11
0/15 psi	23 psi	45 psi	<b>LE115</b>	0/1 bar	2 bar	3 bar	LE115R11
0/25 psi	38 psi	75 psi	LE125	0/1.6 bar	2 bar	5 bar	LE125R11
0/50 psi	75 psi	150 psi	LE150	0/2.5 bar	4 bar	8 bar	LE150R11
0/60 psi	90 psi	180 psi	<b>LE160</b>	0/4 bar	6 bar	12 bar	LE160R11
0/100 psi	150 psi	300 psi	<b>LE1100</b>	0/6 bar	9 bar	18 bar	LE1100R11
0/150 psi	225 psi	450 psi	LE1150	0/10 bar	15 bar	30 bar	LE1150R11
0/200 psi	300 psi	600 psi	<b>LE1200</b>	0/16 bar	24 bar	48 bar	LE1200R11
0/300 psi	450 psi	900 psi	<b>LE1300</b>	0/25 bar	38 bar	75 bar	LE1300R11
0/500 psi	750 psi	1,500 psi	LE1500	0/40 bar	60 bar	120 bar	LE1500R11
0/1,000 psi	1,500 psi	3,000 psi	<b>LE11000</b>	0/60 bar	90 bar	180 bar	LE11000R11
0/2,000 psi	3,000 psi	6,000 psi	LE12000	0/100 bar	150 bar	300 bar	LE12000R11
0/3,000 psi	4,500 psi	9,000 psi	LE13000	0/160 bar	240 bar	480 bar	LE13000R11
0/5,000 psi	7,500 psi	15,000 psi	LE15000	0/250 bar	375 bar	750 bar	LE15000R11
0/5,800 psi	8,700 psi	17,400 psi	LE16000	0/300 bar	450 bar	900 bar	LE15500R11
0/7,250 psi	10,875 psi	21,750 psi	LE17500	0/400 bar	600 bar	1,200 bar	LE16000R11
0/8,700 psi	13,050 psi	26,100 psi	LE18500	0/500 bar	750 bar	1,500 bar	LE17500R11
				0/600 bar	900 bar	1,800 bar	LE18500R11

## Electrical Connection

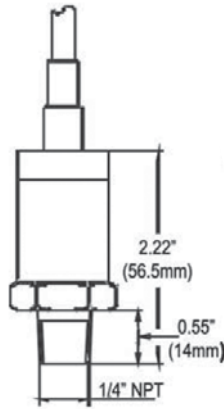
Micro



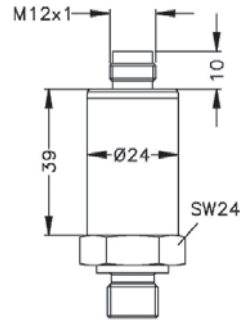
Packard



Cable Leads

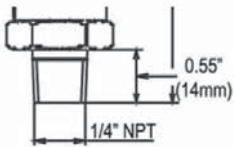


M12

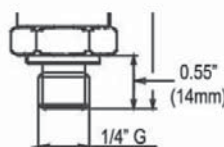


## Mechanical Connection

Standard

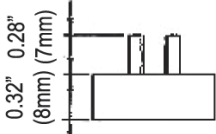
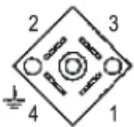


Optional

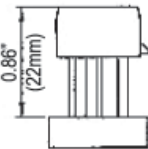
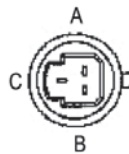


## Wiring Diagram

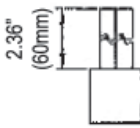
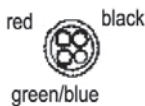
Micro



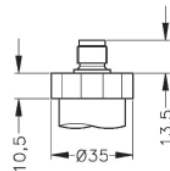
Packard



Cable Leads



M12



Micro			Packard			Cable Leads			M12	
Pin #:	2-wire (current):	3-wire (voltage):	Pin #:	2-wire (current):	3-wire (voltage):	Cable Colours:	2-wire (current):	3-wire (voltage):	Pin #:	Electrical Connection
1	Vcc	Vcc	A	No Connection	Ground	Red	Vcc	Vcc	1	Supply+
2	Iout	Ground	B	Vcc	Vcc	Green/Blue	Iout	Vout	2	Supply-
3	No Connection	Vout	C	Iout	Vout	Black	No Connection	Ground	3	Signal+ (for 3-wire)
4	Shield	Shield	-	-	-	Yellow	Shield	Shield	4	Shield