



The Stancor Oil-Minder® Control and Pump System is designed and approved for safe operation of pumping, alarming and monitoring of elevator sump pits, transformer vaults and other applications where oil and water must be detected.

The Stancor Oil-Minder® system will activate the pump to remove water from elevator pits in accordance with ASME A17.1, and will provide pumping of water only, even if an oil condition is detected.

The Stancor Oil-Minder® cycles the pump only in the water range. Oil and other harmful substances are not discharged into the environment. An alarm is activated in the event of a high water condition or high oil condition.



Oil-Minder® Description of Operation

As the liquid level rises in the sump, the pump ON float starts the pump provided the sensor probe detects water.

The pump runs until the liquid level drops and the probe no longer senses water.

Any oil layer will not be pumped out of the sump.

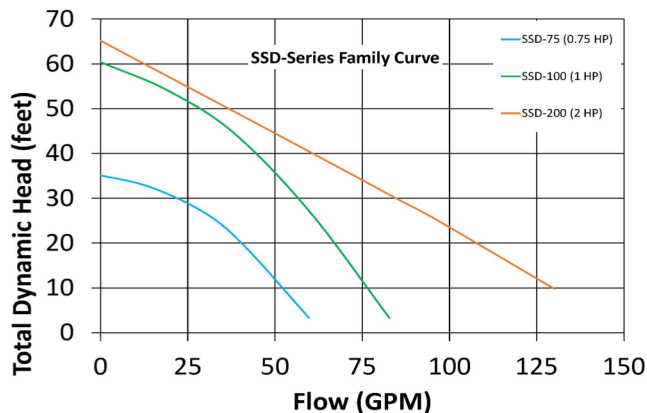
If the liquid (oil or water) level rises in the sump and reaches the high alarm float, an alarm is activated.

If the sensor detects oil, the pump will stop and the oil will be contained.

Features:

- NEMA 4x weathertight corrosion resistant polycarbonate enclosures
Stainless Steel sensor probe with patented electronic technology that repels dirt contamination.
Single direct plug-in power source for operation of entire system.
Solid state components.
Alarms, lights, silence switch, and remote monitoring circuit for oil, high liquid, and high amperage conditions as well as many custom options are available.
Complete factory assembly and testing insures quality of entire pump and control system.
Patented - Pat. #4,715,785, #4,752,188, #6,203,281 and others pending.
Oil-Minder® System can be combined with a variety of different pumps and valves.
115V, 208V or 220V (1 phase).
208/230V or /460/575V (3 phase).
LED indicator lights for oil spill, power, high liquid level, overload and pumps run.
UL 508 and 778 approved.
Compliant with ASME A17.1 Elevator Code.

Performance Curve



Electrical Data

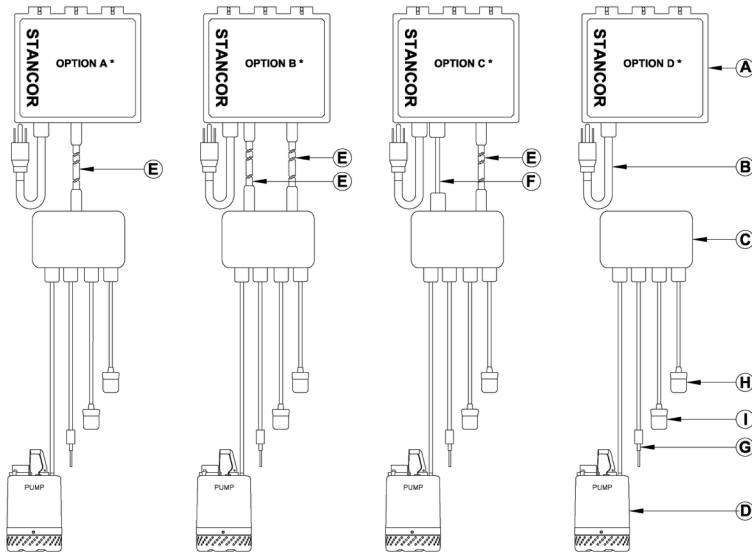
Table with 10 columns: Model, Phase, BHP, Volts, FLA, LRA, NEMA Letter, Pole/Speed (rpm), Pump Weight, Discharge. Rows include SSD-75, SSD-100, and SSD-200 models with various configurations.



Construction

Motor Design	Induction	Motor Housing	Stainless Steel
Motor Type	Enclosed submersible	Volute	Cast Iron
Insulation Class	Class B	External Hardware	Stainless Steel
Motor Protection	Bi-metallic Thermal Switch	O-Rings	Nitrile (Buna N)
Bi-Metallic Temp Trip	120° C ± 5° C	Motor Shaft	Stainless Steel
Max Fluid temp	104°F (40°C)	Impeller	Hytrel
Upper Shaft Seal	carbon/ceramic	Lower Shaft Seal	Sic/Sic

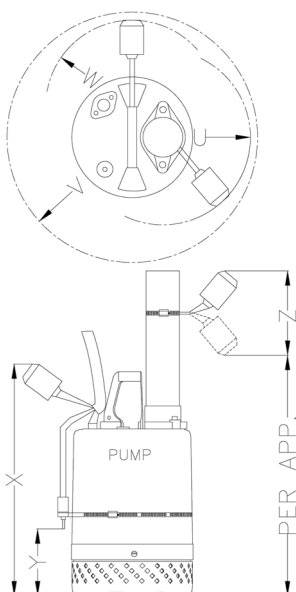
Configurations



Item	Description
A	Control Panel
B	Power Cable *
C	J-Box
D	Pump
E	8 pin Cable
F	Pump Power Cable
G	Sensor Probe
H	High Alarm Float
I	Pump ON Float

* See OM Configuration Sheet for specific options

Installation Dimensions



Item	Description
U	HIGH Float radius
V	Minimum Sump ϕ
W	Pump ON radius
X	Pump ON
Y	Pump OFF
Z	High Alarm

* See OM Configuration Sheet for specific option and dimensions.