

Claros Collect

Accurate Field Data Collection Made Simple

Hach® Claros Collect helps you make informed decisions faster by reducing data errors at the source of collection and providing instant data availability.

Access Anytime, Anywhere, Any Device

Eliminate paper reports. Use a variety of devices, including smartphone, tablet, or computer to access data online or offline. Whether in remote locations, the lab, or while walking around the plant, Claros Collect enables authorised users to capture, share or access data.

Reduce Data Errors at the Source of Collection

Be confident your data is accurate and complete. Claros Collect alerts you when entered values are invalid or outside of expected ranges and allows entry of field observations for additional context.

Make Informed Decisions with Instant Data Availability

Collected data is immediately sent to a central database. In the event of no connectivity, data is stored locally on the device and uploaded when Internet communication is restored.

Instantly access and review your Claros Mobile Sensor Management data along with your field collected data. All data is organised and available for immediate analysis. View data in grids or simple graphs for visual representation of your complete process.

Principle of Operation

Authorised users can input data on any device using a web browser, or an iOS/Android native app. Data Collection forms are configured to match the processes and parameters unique to your operations.

Visual warnings and messages provide users immediate feedback on invalid values, improving data quality at the time and source of entry.

When network access is not available, data is saved on your mobile device and is automatically transmitted when a network connection is established.

Using Claros Collect, authorised users can view and analyse data entered by others.

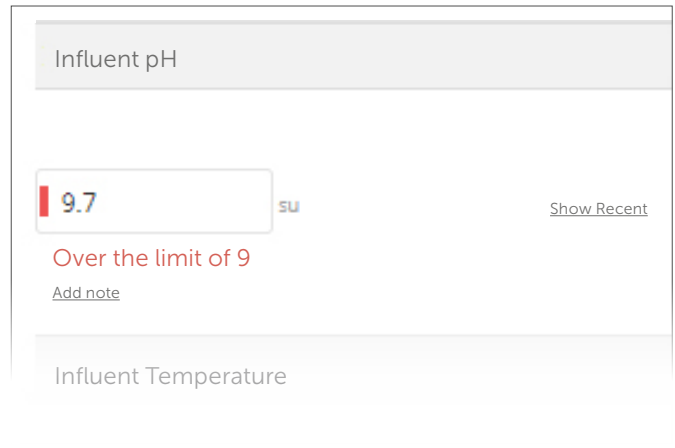


Figure 1: Data is validated as it is entered, allowing data to be corrected at the source.

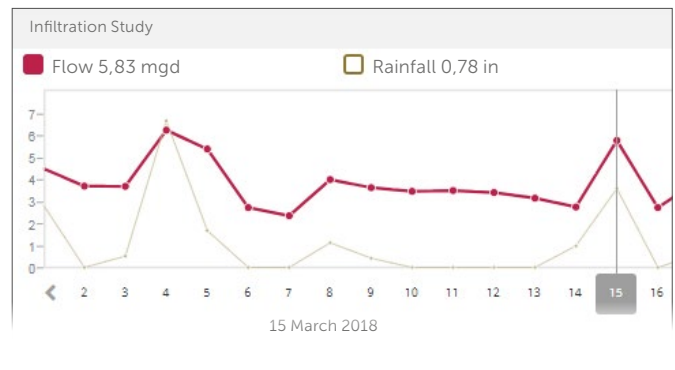


Figure 2: View data in graphs to spot trends and relationships.

B	C		
Rainfall in	Flow mgd		Flow
Rainfall	Influent		4 March 2018
Misc Rainfall	Influent Flow		Flow mgd 6.3
0.62	4.55		Edited View History
0	3.75		Process Influent
0.12	3.74		Location Influent Flow
1.44	6.30		Note
0.37	5.44		Update flow based on meter history
0	2.77		Operator Chris Water
0	2.40		8:22 AM 4 March 2018
0.25	4.05		
0.10	3.68		

Figure 3: Browse your data in user-defined spreadsheets and obtain details (e.g. operator, notes, audit trail, etc.) on any data point.

Requirements for Claros Collect

Collect Mobile iOS

[Download](#) the app CLAROS COLLECT from the App Store.

Requires iOS 11.0 or greater.

Mobile Android

[Download](#) the app CLAROS COLLECT from Google Play Store.

Requires Android 5.0 or greater.

Compatibility

Compatible with any mobile device with a supported web browser.

Web Browsers

We support the current and the previous releases of Google Chrome, Safari®, and Microsoft® Edge desktop browsers.

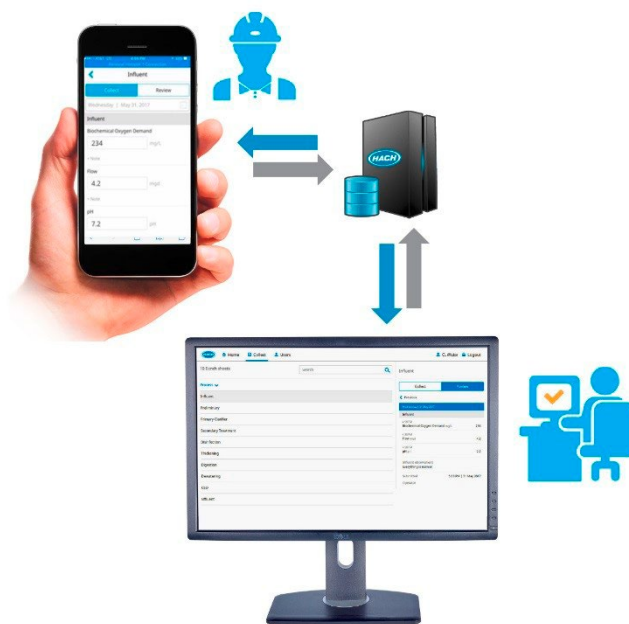


Figure 4: Accurate field data collection, available to authorised users, anytime, anywhere, on any device.