

# OIL LEVEL INDICATING PRODUCTS

## HIGH-TYPE SHIELDED OIL GAUGES


**CONSTRUCTION: STEEL/ZINC PLATED**  
**GASKETS: BUNA-N**

Pressure Rating: Atmospheric @ 225°F

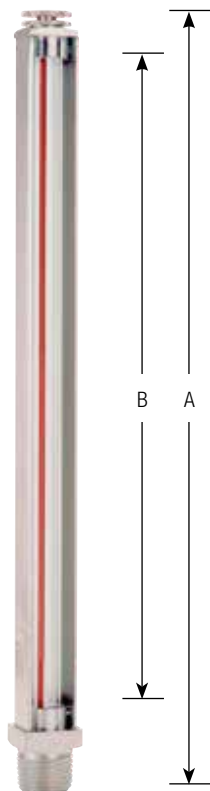
**APPLICATIONS:** Used to indicate level of lubricating oil supply at bearings, gear boxes, crank cases, transformers, switches, etc.

**PROTECTED VENT:** Vent hole in cap nut allows free air communication with atmosphere – minimizes possibility of dust or dirt getting inside gauge.

Furnished with Redline Gauge Glass



MODEL EFI 3-8200



MODEL EFI 4-8200

Dimensions in Inches			
NPT Conn.	A	B	C
1/4	6	4-3/8	1-13/16
3/8	6	4-3/8	1-7/8
1/2	6	4-3/8	2-1/2
1/4	7	5-3/8	1-13/16
3/8	7	5-3/8	1-7/8
1/2	7	5-3/8	2-1/2
1/4	9	7-3/8	1-13/16
3/8	9	7-3/8	1-7/8
1/2	9	7-3/8	2-1/2
1/4	11	9-3/8	1-13/16
3/8	11	9-3/8	1-7/8
1/2	11	9-3/8	2-1/2
1/4	14	12-3/8	1-13/16
3/8	14	12-3/8	1-7/8
1/2	14	12-3/8	2-1/2

Dimensions in Inches		
NPT Conn.	A	B
1/4	7-3/32	5-3/8
3/8	7-5/32	5-3/8
1/2	7-9/32	5-3/8
1/4	9-3/32	7-3/8
3/8	9-5/32	7-3/8
1/2	9-9/32	7-3/8
1/4	11-3/32	9-3/8
3/8	11-5/32	9-3/8
1/2	11-9/32	9-3/8
1/4	14-3/32	12-3/8
3/8	14-5/32	12-3/8
1/2	14-9/32	12-3/8

## SNAP LEVER SIGHT FEED OILER

WITH SNAP FILLER OPENING

**CONSTRUCTION: BRASS**



Model EFI 33-A

To operate cup: Raise lever to stand perpendicular. Raise or lower the valve stem by turning the milled nut until the proper feed is obtained. To flush bearing move lever to an angle of 45°. Illustration shows cup with feed shut off.

Size No.	Dimensions in Inches			Capacity Ounces
	Outside Diameter of Glass	Height of Glass	Shank Pipe Thread (NPT)	
0	1-1/4	1-1/8	1/8	5/8
1	1-1/2	1-3/8	1/4	1
1-1/2	1-3/4	1-5/8	1/4	1-1/2
2	2	1-7/8	3/8	2-1/2
3	2-1/4	2-1/8	3/8	4
4	2-1/2	2-3/8	3/8	5
5	3	3	1/2	10
6	3-1/2	4	1/2	Pint
7	4-1/4	5	3/4	Quart

## FLUSH MOUNTING SHIELDED GAUGE

**CONSTRUCTION: ALUMINUM, BRASS, STEEL, STAINLESS STEEL**

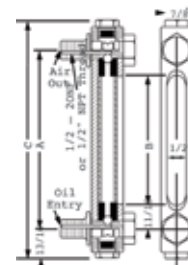
For Operating Pressures up to 270 PSI and Maximum Temperature 150°F

Size 1/2" NPT or 1/2-20 UNF Thread

Furnished with Redline Gauge Glass for easy indication of liquid level



MODEL	Dimensions in Inches		
	A	B	C
EFI 80-G-607	3	1-1/2	4-5/8
EFI 81-G-607	4	2-1/2	5-5/8
EFI 82-G-607	5	3-1/2	6-5/8
EFI 83-G-607	6	4-1/2	7-5/8
EFI 84-G-607	7	5-1/2	8-5/8
EFI 85-G-607	8	6-1/2	9-5/8
EFI 86-G-607	9	7-1/2	10-5/8
EFI 87-G-607	10	8-1/2	11-5/8
EFI 88-G-607	11	9-1/2	12-5/8
EFI 89-G-607	12	10-1/2	13-5/8



## FLUSH MOUNTING SHIELDED GAUGES

**CONSTRUCTION: STEEL/ZINC PLATED**

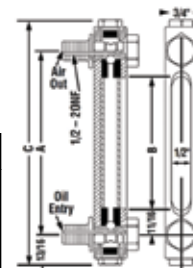
Available with Thermometer (EFI 740) or without (EFI 5-8200)

Pressure Rating: 125 PSI @ 225°F

Size: 1/2-20 UNF Thread (furnished with 3/8" or 1/2" NPT adaptors, when specified)

Furnished with Redline Gauge Glass and Buna-N O-rings

Dimensions in Inches			
Size No.	A	B	C
3	3	1-1/2	4
5	5	3-1/2	6
7	7	5-1/2	8
9	9	7-1/2	10
11	11	9-1/2	12



Specify Model and Size No. when ordering.



MODEL EFI 5-8200

MODEL EFI 740  
With thermometer  
0-250°F Range