

ACL1245AF STATIONARY ACOUSTICAL LOUVER FORMED STEEL

STANDARD CONSTRUCTION

FRAME

12" (305) deep, 16 gage (1.6) galvanized steel channel.

BLADES

18 gage (1.3) airfoil shaped galvanized steel exterior surface, with 22 gage (.9) perforated steel interior surface that covers insulation. Blades positioned at 45° angle and spaced approximately 12" (305) center to center.

ACOUSTICAL INSULATION

Ruskatherm blanket.

SCREEN

1/2" mesh x 19 gage (13 x 1.1) galvanized bird screen in removable frame. Screen adds approximately 1/2" (13) to louver depth.

FINISH

Mill.

MINIMUM SIZE

12"w x 24"h (305 x 610).

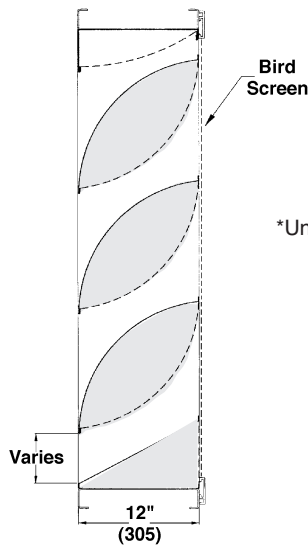
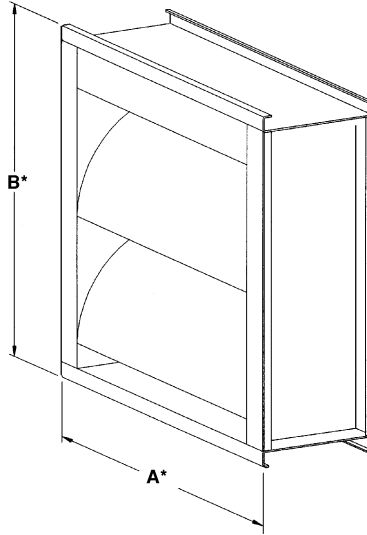
APPROXIMATE SHIPPING WEIGHT

10 lbs. per sq. ft. (48.8 kg/m²).

MAXIMUM FACTORY ASSEMBLY SIZE

Shall not exceed 48" X 96" (1219 X 2438).
Maximum single section shall not exceed 48" X 96" (1219 X 2438)

Dimensions in parenthesis () indicate millimeters.



FEATURES

- 23% Free Area.
- Insulated blades which provide effective sound attenuation and weather protection.
- Published performance ratings based on testing in accordance with AMCA Publication 511
- Architecturally pleasing appearance.

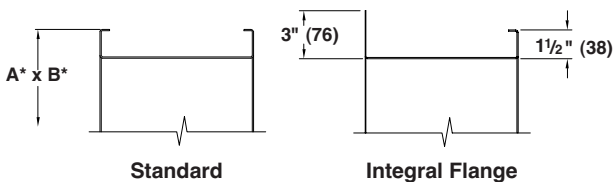
VARIATIONS

Variations to the basic design of this louver are available at additional cost. They include:

- Extended sill.
- Front or rear security bars.
- Filter racks.
- Installation angles.
- A variety of bird and insect screens.
- Selection of finishes: prime coat, baked enamel (modified fluoropolymer), epoxy, Pearledize, PVDF, clear and color anodize. (Anodize finish available only on aluminum construction. Some variation in anodize color consistency is possible.)
- Formed aluminum frame with .100" (2.5) nominal wall thickness and .080" (2) blade with .040" (1) perforated aluminum interior surface.

*Units furnished 1/4" (6) smaller than given opening dimensions.

FRAME CONSTRUCTION



Octave Band/ Frequency (Hz)	Transmission Loss	Free Field Noise Reduction (db) Ruskatherm Blanket
2/125	6	12
3/250	5	11
4/500	10	16
5/1000	15	21
6/2000	13	19
7/4000	11	17
STC	12	
OITC	10	

STC stands for Sound Transmission Class
OITC stands for Outside Indoor Transmission class

SUGGESTED SPECIFICATION

Furnish and install louvers as hereinafter specified where shown on plans or as described in schedules. Louvers shall be stationary acoustical type contained within a 12" (305) frame. Louver components (heads, jambs, sills, blades, and mullions) shall be factory assembled by the louver manufacturer. Louver sizes too large for shipping shall be built up by the contractor from factory assembled louver sections to provide overall sizes required. Louver design shall incorporate structural supports required to withstand a wind-load of 20 lbs. per sq. ft. (.96kPa) (equivalent of a 90 mph wind [145 KPH] wind - specifier may substitute any loading required).

Louvers shall be Ruskin Model ACL1245AF construction as follows:

- Frame: 16 gage (1.6) galvanized steel channel.
- Blades: 18 gage (1.3) galvanized steel exterior surface, 22 gage (.9) perforated steel interior surface that covers insulation. Blades are positioned at 45° angle and spaced approximately 12" (305) center to center.
- Screen: 1/2" mesh x 19 gage (13 x 1.1) galvanized steel in removable frame.
- Finish: Select finish specification from Ruskin/Valspar Finishes Brochure.

Published louver performance data bearing the AMCA Certified Ratings Seal for Air Performance and Water Penetration must be submitted for approval prior to fabrication and must demonstrate pressure drop equal to or less than the Ruskin model specified.

PERFORMANCE DATA

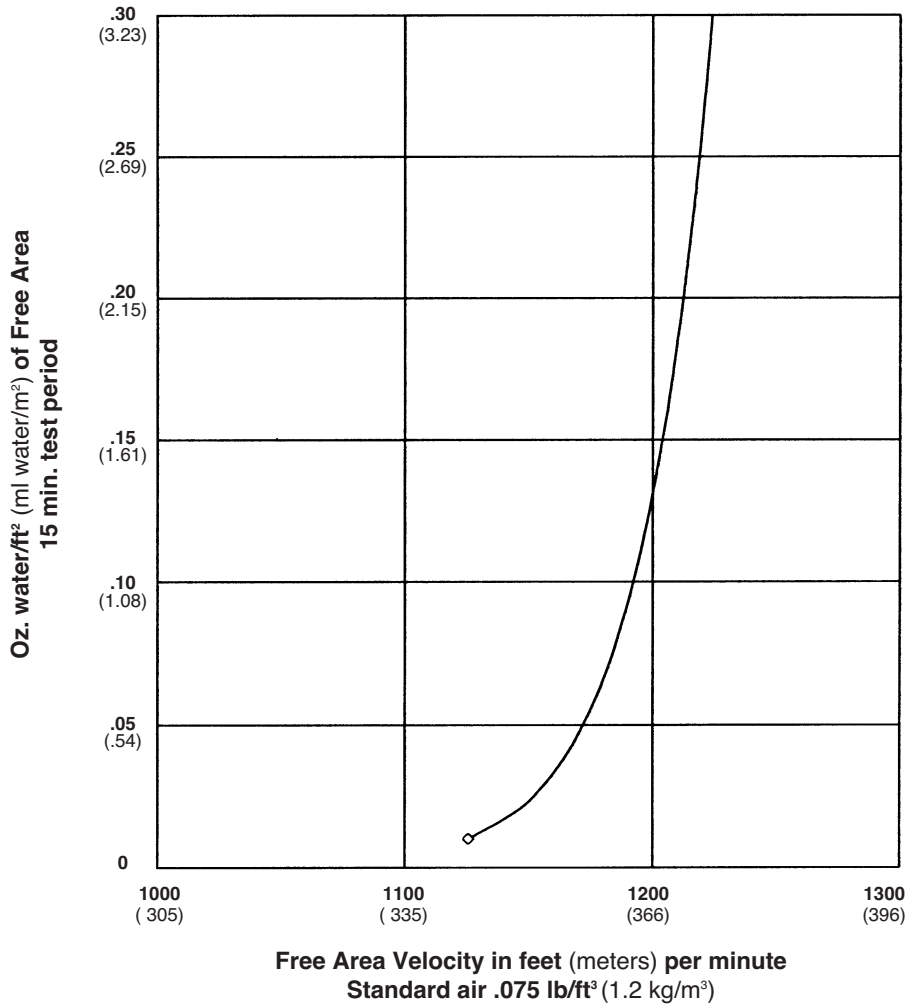
AMCA Standard 500 provides a reasonable basis for testing and rating louvers. Testing to AMCA 500 is performed under a certain set of laboratory conditions. This does not guarantee that other conditions will not occur in the actual environment where louvers must operate.

The louver system should be designed with a reasonable safety factor for louver performance. To ensure protection from water carry-over, design with a performance level somewhat below maximum desired pressure drop and .01 oz./sq. ft. of water penetration.

WATER PENETRATION

Test size 48" wide x 48" high (1219 x 1219)

Beginning point of water penetration at .01 oz./sq. ft. is 1126 fpm (343 m/min).



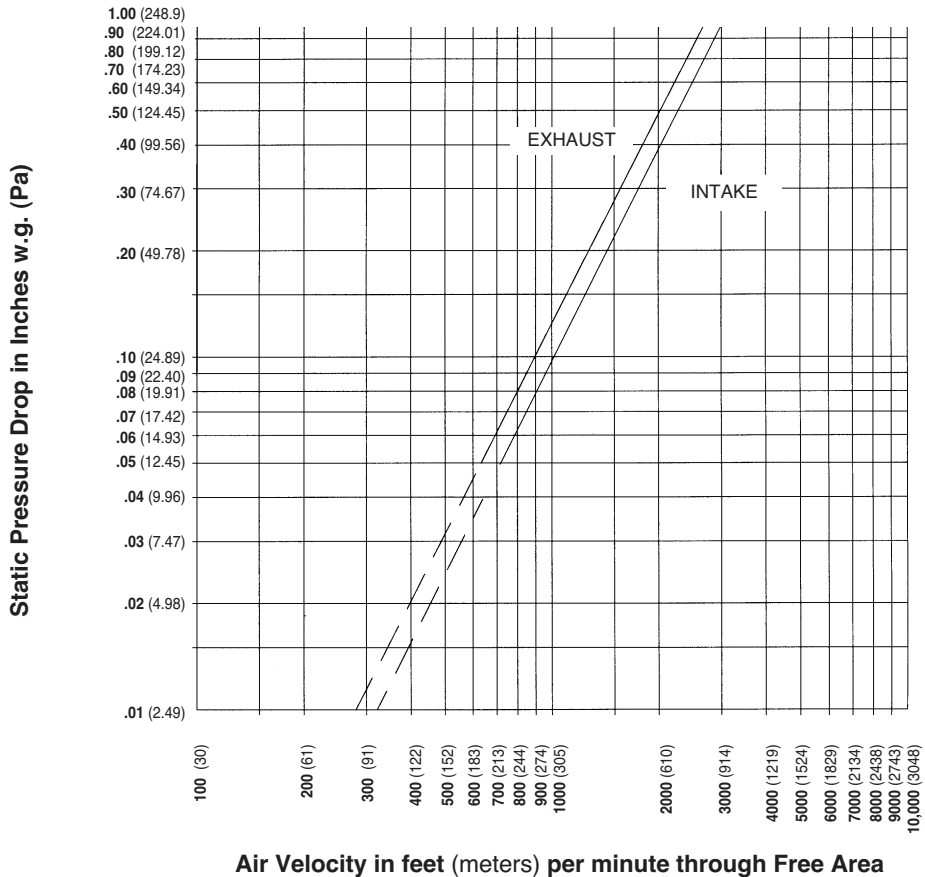
Ruskin Manufacturing Company certifies that the louver shown herein is licensed to bear the AMCA Seal. The ratings shown are based on tests and procedures performed in accordance with AMCA Standard 511 and comply with the requirements of the AMCA Certified Ratings Program. AMCA Certified Ratings Seal applies to air performance ratings, water penetration and sound attenuation ratings only.

FREE AREA GUIDE

Free Area Guide shows free area in ft² and m² for various sizes of ACL1245AF
Width – Inches and Meters

Height – Inches and Meters	12	18	24	30	36	42	48	54	60	66	72	78	84	90	96
	0.30	0.46	0.61	0.76	0.91	1.07	1.22	1.37	1.52	1.68	1.83	1.98	2.13	2.29	2.44
18	0.59	0.99	1.38	1.78	2.17	2.57	2.96	3.36	3.75	4.15	4.54	4.94	5.33	5.73	6.12
0.46	0.06	0.09	0.13	0.17	0.20	0.24	0.28	0.31	0.35	0.39	0.42	0.46	0.50	0.53	0.57
24	0.40	0.66	0.93	1.19	1.46	1.72	1.99	2.25	2.52	2.78	3.05	3.31	3.58	3.84	4.11
0.61	0.04	0.06	0.09	0.11	0.14	0.16	0.18	0.21	0.23	0.26	0.28	0.31	0.33	0.36	0.38
30	0.72	1.20	1.68	2.16	2.65	3.13	3.61	4.09	4.57	5.05	5.53	6.01	6.49	6.97	7.46
0.76	0.07	0.11	0.16	0.20	0.25	0.29	0.34	0.38	0.42	0.47	0.51	0.56	0.60	0.65	0.69
36	0.57	0.95	1.33	1.71	2.09	2.47	2.85	3.23	3.61	3.99	4.38	4.76	5.14	5.52	5.90
0.91	0.05	0.09	0.12	0.16	0.19	0.23	0.27	0.30	0.34	0.37	0.41	0.44	0.48	0.51	0.55
42	0.89	1.49	2.08	2.68	3.27	3.86	4.46	5.05	5.65	6.24	6.84	7.43	8.03	8.62	9.22
1.07	0.08	0.14	0.19	0.25	0.30	0.36	0.41	0.47	0.53	0.58	0.64	0.69	0.75	0.80	0.86
48	0.74	1.23	1.73	2.22	2.71	3.20	3.70	4.19	4.68	5.18	5.67	6.16	6.65	7.15	7.64
1.22	0.07	0.11	0.16	0.21	0.25	0.30	0.34	0.39	0.44	0.48	0.53	0.57	0.62	0.66	0.71
54	1.06	1.77	2.48	3.19	3.90	4.61	5.32	6.03	6.74	7.45	8.16	8.87	9.58	10.29	11.00
1.37	0.10	0.16	0.23	0.30	0.36	0.43	0.49	0.56	0.63	0.69	0.76	0.82	0.89	0.96	1.02
60	0.91	1.52	2.13	2.74	3.35	3.95	4.56	5.17	5.78	6.39	7.00	7.60	8.21	8.82	9.43
1.52	0.08	0.14	0.20	0.25	0.31	0.37	0.42	0.48	0.54	0.59	0.65	0.71	0.76	0.82	0.88
66	1.23	2.06	2.88	3.70	4.52	5.35	6.17	6.99	7.81	8.64	9.46	10.28	11.10	11.93	12.75
1.68	0.11	0.19	0.27	0.34	0.42	0.50	0.57	0.65	0.73	0.80	0.88	0.96	1.03	1.11	1.19
72	1.08	1.80	2.52	3.24	3.96	4.68	5.41	6.13	6.85	7.57	8.29	9.01	9.73	10.45	11.17
1.83	0.10	0.17	0.23	0.30	0.37	0.44	0.50	0.57	0.64	0.70	0.77	0.84	0.91	0.97	1.04
78	1.41	2.34	3.28	4.22	5.15	6.09	7.03	7.96	8.90	9.84	10.77	11.71	12.65	13.58	14.52
1.98	0.13	0.22	0.30	0.39	0.48	0.57	0.65	0.74	0.83	0.91	1.00	1.09	1.18	1.26	1.35
84	1.25	2.09	2.93	3.76	4.60	5.44	6.27	7.11	7.94	8.78	9.62	10.45	11.29	12.13	12.96
2.13	0.12	0.19	0.27	0.35	0.43	0.51	0.58	0.66	0.74	0.82	0.89	0.97	1.05	1.13	1.21
90	1.58	2.63	3.68	4.73	5.78	6.84	7.89	8.94	9.99	11.04	12.10	13.15	14.20	15.25	16.30
2.29	0.15	0.24	0.34	0.44	0.54	0.64	0.73	0.83	0.93	1.03	1.12	1.22	1.32	1.42	1.52
96	1.42	2.37	3.32	4.27	5.22	6.17	7.12	8.06	9.01	9.96	10.91	11.86	12.81	13.76	14.71
2.44	0.13	0.22	0.31	0.40	0.49	0.57	0.66	0.75	0.84	0.93	1.01	1.10	1.19	1.28	1.37

PRESSURE DROP



Ratings do not include the effect of a bird screen.

