


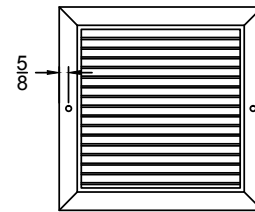
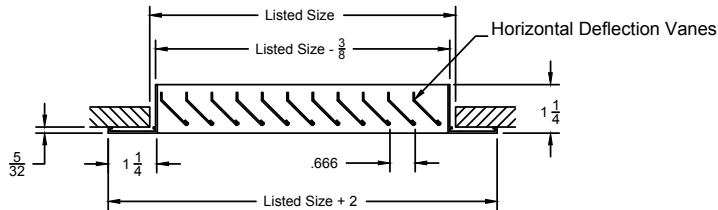
MODEL RH

The RH series of return and exhaust grilles is available in a selection of styles and features designed to meet today's performance standards. The RH series is available in aluminum (RH), extruded aluminum (RHE) and steel (SRH) construction.

- Horizontal blades fixed at 40° deflection
- Optional stainless steel construction
- Available in multiple frame styles
 - 1 — Surface Mount
 - 6 — T-bar Lay-in
 - 7 — Concealed Spline
 - 8 — Tegular Lay-in
 - 9 — Donn Fineline/Bolt Slot
- Optional hinged face

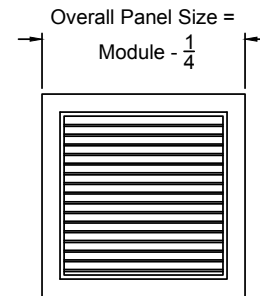
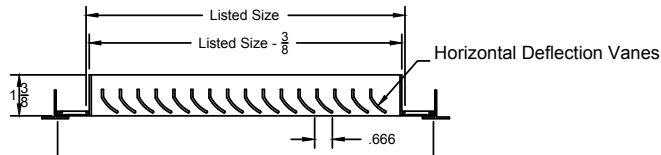


Model: □ RH-1 (Return Grille - Surface Mount)



Face View (RH-1 Model)

Model: □ RH-6 (Return Grille - Lay in T-Bar)

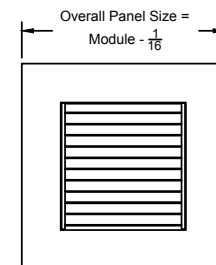
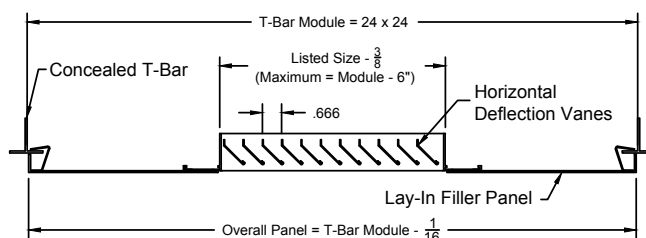


Face View (RH-6 Model)

Module Size	Neck Size	Module Size	Neck Size	Module Size	Neck Size
12 x 12	10 x 10	24 x 24	22 x 22	36 x 36	34 x 34
12 x 24	10 x 22	24 x 48	22 x 46	48 x 48	46 x 46

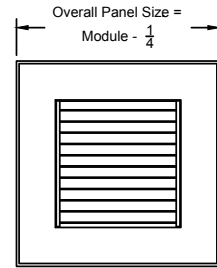
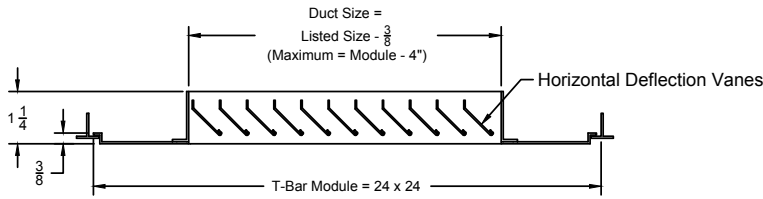
Standard -6 Sizes

Model: □ RH-7 (Return Grille - Concealed T-Bar Lay in)



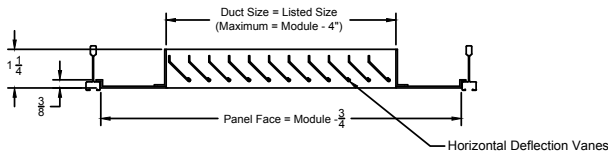
Face View (RH-7 Model)

Model: RH-8 (Return Grille - Tegular Ceiling Lay in)

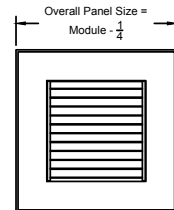


Face View (RH-8 Model)

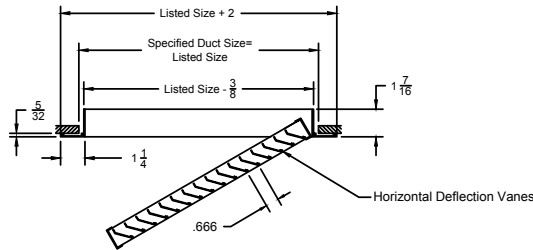
Model: RH-9 (Aluminum Return Grille - Donn Finline Lay-in)



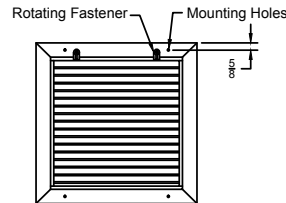
Face View (RH-9 Model)



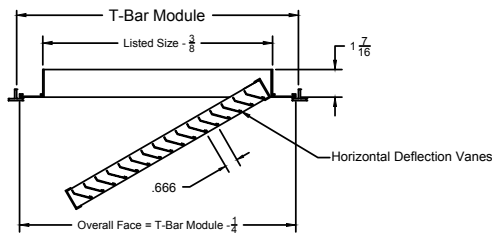
Model: RH-H-1 (Aluminum Return Grille - Surface Mount - Hinged Core)



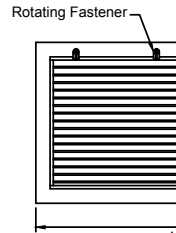
Face View (RH-H-1)



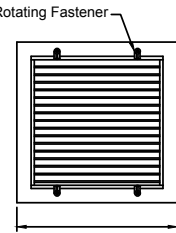
Model: RH-H-6 (Aluminum Return Grille - T-Bar Mount - Hinged Core)



Face View (RH-H-6)

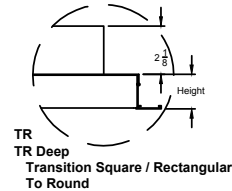
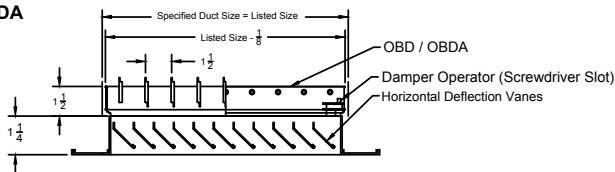


Removable Core

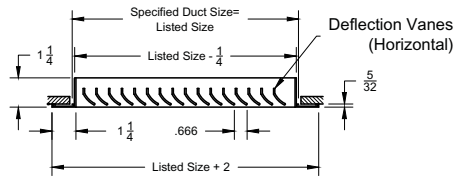


See Page 1 For Standard T-Bar Module Size

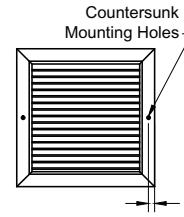
Options:
OBD and OBDA



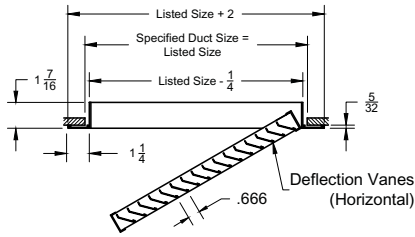
Model: RHE-1 (Return Grille - Surface Mount)



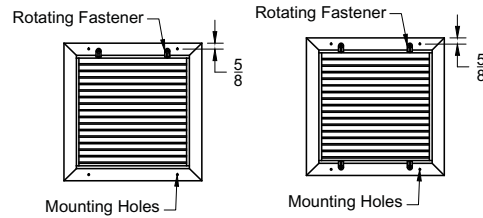
Face View (Model RHE-1)



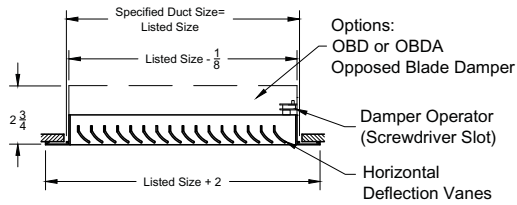
Model: RHE-H-1 (Return Grille - Surface Mount - Hinged Core / Removable Core)



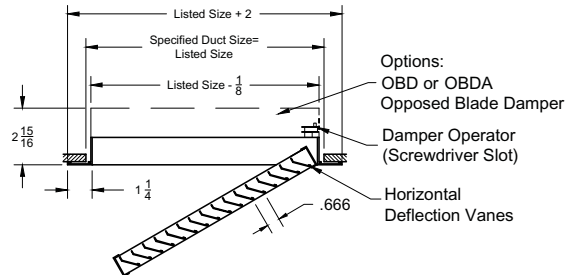
Face View (Hinged)



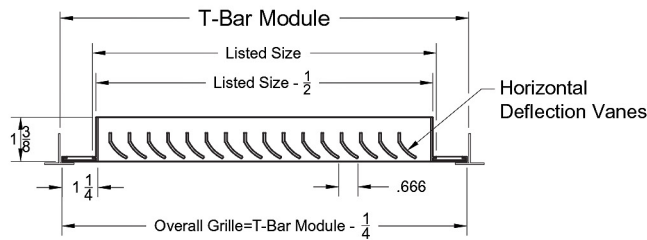
Model: RHE-1 OBD (Return Register - Surface Mount) with Opposed Blade Damper



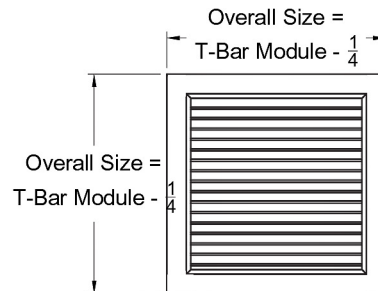
Model: RHE-1 OBD (Return Register - Hinged Core) with Opposed Blade Damper



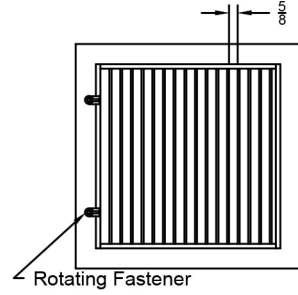
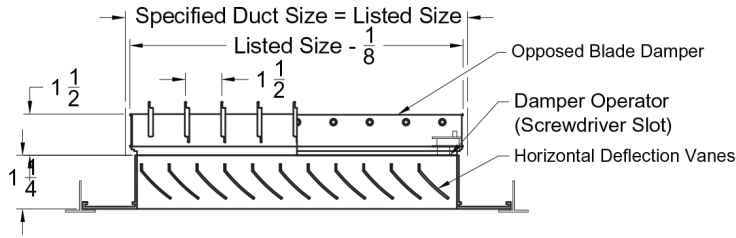
Model: RHE-6 (Return Grille - Lay In T-Bar)



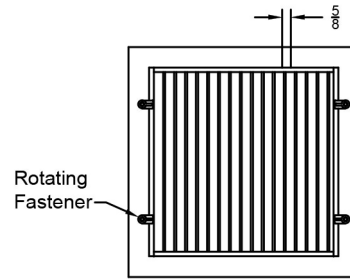
Face view



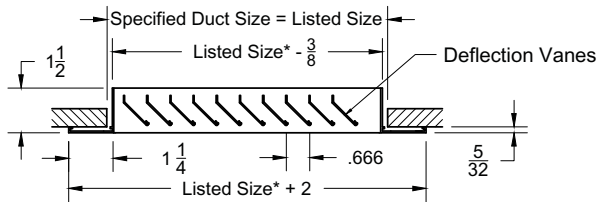
Model: RHE-6 OBD (Return Register - with Opposed Blade Damper - Lay In T-Bar)



Removable Core

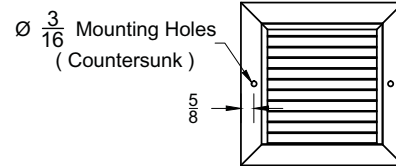


□ **Model: SRH-1 (Steel Return Grille - Surface Mount)**

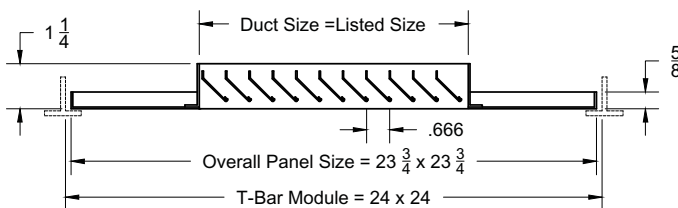


* See Catalog For Standard Listed Size.

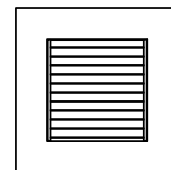
Face View (SRH-1 Model)



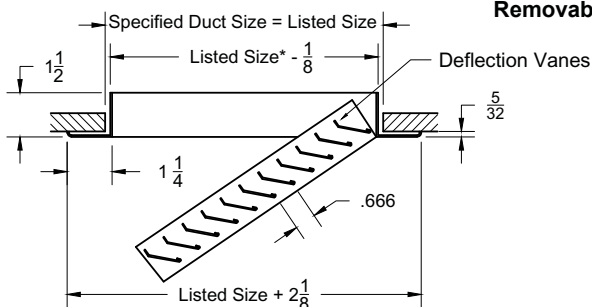
□ **Model: SRH-6 (Steel Return Grille And Panel - Lay In T-Bar)**



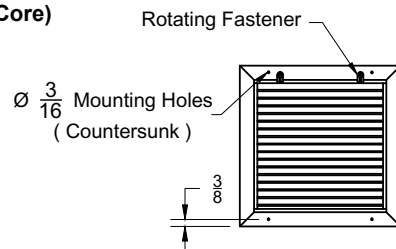
Face View (SRH-6 Model)



□ **Model: SRH-H-1 (Steel Return Grille - Surface Mount - Hinged Core / Removable Core)**



Face View (SRH-H-1 Model)



* See Catalog For Standard Listed Size.

SERIES RH SPECIFICATIONS**RETURN — FIXED HORIZONTAL BLADE
— ALUMINUM/EXTRUDED ALUMINUM/
STEEL — MODELS RH/RHE/SRH**

- Air inlets shall be model RH/RHE/SRH manufactured by METALAIRE. Units shall be return or exhaust grilles of aluminum (RH), extruded aluminum (RHE) or steel (SRH) construction and a single set of fixed deflection blades. The units shall be the size and quantity as outlined in the plans and specifications. The border shall be 1 1/4" wide with aerodynamically shaped deflector blades on 2/3" center set at 40°. The units shall be designed to integrate into the specified ceiling system.
- Optional Hinged face and Removable face will allow access to concealed equipment.
- Optional opposed blade damper shall be constructed of steel (Model OBD) or aluminum (Model OBDA). Damper must be operable from the face of the register.

Performance Specification

The manufacturer shall provide published performance data. Data shall be tested in accordance to ANSI/ASHRAE Standard 70-2006.

Paint Specification

Process shall be anodic electro-deposition using an anodic acrylic paint. Units shall undergo pre-treatment including a pressurized spray stage using an alkaline cleaner and a de-ionized water rinse.

RH MODEL NUMBER SPECIFICATION

SIDEWALL RETURN GRILLE — FIXED HORIZONTAL BLADES — SURFACE MOUNT

Model		Neck											
		6	8	10	12	14	16	18	20	22	24	26	
RH-1	Rolled Form Aluminum Sidewall Return Grille												
RHE-1	Extruded Aluminum Sidewall Return Grille	4	X	X	X	X	X	X	X	X	X	X	
SRH-1	Steel Sidewall Return Grille	5	X	X	X	X	X	X	X	X	X	X	
RH-H-1	Rolled Form Aluminum Hinged Sidewall Return Grille	6	X	X	X	X	X	X	X	X	X	X	
RHE-H-1	Extruded Aluminum Hinged Sidewall Return Grille	8	X	X	X	X	X	X	X	X	X	X	
SRH-H-1	Steel Hinged Sidewall Return Grille	10	X	X	X	X	X	X	X	X	X	X	
		12	X	X	X	X	X	X	X	X	X	X	
		14	X	X	X	X	X	X	X	X	X	X	
		16	X	X	X	X	X	X	X	X	X	X	
		18	X	X	X	X	X	X	X	X	X	X	
		20	X	X	X	X	X	X	X	X	X	X	
		22	X	X	X	X	X	X	X	X	X	X	
		24	X	X	X	X	X	X	X	X	X	X	
		26	X	X	X	X	X	X	X	X	X	X	
		28	X	X	X	X	X	X	X	X	X	X	
		30	X	X	X	X	X	X	X	X	X	X	
		32	X	X	X	X	X	X	X	X	X	X	
		34	X	X	X	X	X	X	X	X	X	X	
		36	X	X	X	X	X	X	X	X	X	X	
		38	X	X	X	X	X	X	X	X	X	X	
		40	X	X	X	X	X	X	X	X	X	X	
		42	X	X	X	X	X	X	X	X	X	X	
		44	X	X	X	X	X	X	X	X	X	X	
		46	X	X	X	X	X	X	X	X	X	X	
		48	X	X	X	X	X	X	X	X	X	X	

Available Finishes		Available Accessories	
Standard		OBD	Steel Opposed Blade Damper
01	White	OBDA	Aluminum Opposed Blade Damper
Optional		L9	Equalizing Grid
02	Satin Silver	PF	Plaster Frame
03	Black	LIPF	Lay-in Plaster Frame
04	Clear Anodized (RHE-1 Units Only)	IS	Insect Screen
24	Mill (Aluminum Construction Only)	TR	Square to Round Transition
28	Custom Color	TR Deep	Deep Square to Round Transition

Available Options	
NSH	No Screw Holes
CM	Concealed Mounting

RH MODEL NUMBER SPECIFICATION

SIDEWALL RETURN GRILLE — FIXED HORIZONTAL BLADES — SURFACE MOUNT

Model		Neck											
		28	30	32	34	36	38	40	42	44	46	48	
RH-1	Rolled Form Aluminum Sidewall Return Grille												
RHE-1	Extruded Aluminum Sidewall Return Grille	4	X	X	X	X	X	X	X	X	X	X	
SRH-1	Steel Sidewall Return Grille	5	X	X	X	X	X	X	X	X	X	X	
RH-H-1	Rolled Form Aluminum Hinged Sidewall Return Grille	6	X	X	X	X	X	X	X	X	X	X	
RHE-H-1	Extruded Aluminum Hinged Sidewall Return Grille	8	X	X	X	X	X	X	X	X	X	X	
SRH-H-1	Steel Hinged Sidewall Return Grille	10	X	X	X	X	X	X	X	X	X	X	
		12	X	X	X	X	X	X	X	X	X	X	
		14	X	X	X	X	X	X	X	X	X	X	
		16	X	X	X	X	X	X	X	X	X	X	
		18	X	X	X	X	X	X	X	X	X	X	
		20	X	X	X	X	X	X	X	X	X	X	
		22	X	X	X	X	X	X	X	X	X	X	
		24	X	X	X	X	X	X	X	X	X	X	
		26	X	X	X	X	X	X	X	X	X	X	
		28	X	X	X	X	X	X	X	X	X	X	
		30	X	X	X	X	X	X	X	X	X	X	
		32	X	X	X	X	X	X	X	X	X	X	
		34	X	X	X	X	X	X	X	X	X	X	
		36	X	X	X	X	X	X	X	X	X	X	
		38	X	X	X	X	X	X	X	X	X	X	
		40	X	X	X	X	X	X	X	X	X	X	
		42	X	X	X	X	X	X	X	X	X	X	
		44	X	X	X	X	X	X	X	X	X	X	
		46	X	X	X	X	X	X	X	X	X	X	
		48	X	X	X	X	X	X	X	X	X	X	

Available Finishes		Available Accessories	
Standard		OBD	Steel Opposed Blade Damper
01	White	OBDA	Aluminum Opposed Blade Damper
Optional		L9	Equalizing Grid
02	Satin Silver	PF	Plaster Frame
03	Black	LIPF	Lay-in Plaster Frame
04	Clear Anodized (RHE-1 Units Only)	IS	Insect Screen
24	Mill (Aluminum Construction Only)	TR	Square to Round Transition
28	Custom Color	TR Deep	Deep Square to Round Transition

Available Options	
NSH	No Screw Holes
CM	Concealed Mounting

RH MODEL NUMBER SPECIFICATION

SIDEWALL RETURN GRILLE — FIXED HORIZONTAL BLADES — LAY-IN

Model		Neck										Module
		6	8	10	12	14	16	18	20	22	24	
RH-6	Rolled Form Aluminum Sidewall Return Grille											
RHE-6	Extruded Aluminum Sidewall Return Grille	4	X	X								12 x 12
RH-H-6	Rolled Form Aluminum - Hinged Face	6	X	X								
RHE-H-6	Extruded Aluminum - Hinged Face	8	X	X								
		10			X							
		4	X	X	X	X	X	X	X			24 x 12
		6	X	X	X	X	X	X	X			
		8	X	X	X	X	X	X	X			
		10								X		
		4	X	X	X	X	X	X	X			24 x 24
		6	X	X	X	X	X	X	X			
		8	X	X	X	X	X	X	X			
		10	X	X	X	X	X	X	X			
		12	X	X	X	X	X	X	X			
		14	X	X	X	X	X	X	X			
		16	X	X	X	X	X	X	X			
		18	X	X	X	X	X	X	X			
		20	X	X	X	X	X	X	X			
		22								X		
		4	X	X	X	X	X	X	X	X	X	36 x 24
		6	X	X	X	X	X	X	X	X	X	
		8	X	X	X	X	X	X	X	X	X	
		10	X	X	X	X	X	X	X	X	X	
		12	X	X	X	X	X	X	X	X	X	
		14	X	X	X	X	X	X	X	X	X	
		16	X	X	X	X	X	X	X	X	X	
		18	X	X	X	X	X	X	X	X	X	
		20	X	X	X	X	X	X	X	X	X	

Available Finishes		Available Accessories	
Standard		OBD	Steel Opposed Blade Damper
01	White	OBDA	Aluminum Opposed Blade Damper
Optional		L9	Equalizing Grid
02	Satin Silver	TBPF	T-bar Plaster Frame
03	Black	IS	Insect Screen
24	Mill	TR	Square to Round Transition
28	Custom Color	TR Deep	Deep Square to Round Transition

RH MODEL NUMBER SPECIFICATION

SIDEWALL RETURN GRILLE — FIXED HORIZONTAL BLADES — LAY-IN

Model		Neck											Module	
		26	28	30	32	34	36	38	40	42	44	46		
RH-6	Rolled Form Aluminum Sidewall Return Grille		X	X	X	X								36 x 24
RHE-6	Extruded Aluminum Sidewall Return Grille	4	X	X	X	X								
RH-H-6	Rolled Form Aluminum - Hinged Face	6	X	X	X	X								
RHE-H-6	Extruded Aluminum - Hinged Face	8	X	X	X	X								
		10	X	X	X	X								
		12	X	X	X	X								
		14	X	X	X	X								
		16	X	X	X	X								
		18	X	X	X	X								
		20	X	X	X	X								
		22	X	X	X	X	X							

Available Finishes		Available Accessories	
Standard		OBD	Steel Opposed Blade Damper
01	White	OBDA	Aluminum Opposed Blade Damper
Optional		L9	Equalizing Grid
02	Satin Silver	TBPF	T-bar Plaster Frame
03	Black	IS	Insect Screen
24	Mill	TR	Square to Round Transition
28	Custom Color	TR Deep	Deep Square to Round Transition

RH MODEL NUMBER SPECIFICATION

SIDEWALL RETURN GRILLE — FIXED HORIZONTAL BLADES — LAY-IN

Model		Neck										Module
		6	8	10	12	14	16	18	20	22	24	
RH-6	Rolled Form Aluminum Sidewall Return Grille											
RHE-6	Extruded Aluminum Sidewall Return Grille	4	X	X	X	X	X	X	X	X	X	X
RH-H-6	Rolled Form Aluminum - Hinged Face	6	X	X	X	X	X	X	X	X	X	X
RHE-H-6	Extruded Aluminum - Hinged Face	8	X	X	X	X	X	X	X	X	X	X
		10	X	X	X	X	X	X	X	X	X	X
		12	X	X	X	X	X	X	X	X	X	X
		14	X	X	X	X	X	X	X	X	X	X
		16	X	X	X	X	X	X	X	X	X	X
		18	X	X	X	X	X	X	X	X	X	X
		20	X	X	X	X	X	X	X	X	X	X
		22	X	X	X	X	X	X	X	X	X	X
		24	X	X	X	X	X	X	X	X	X	X
		26	X	X	X	X	X	X	X	X	X	X
		28	X	X	X	X	X	X	X	X	X	X
		30	X	X	X	X	X	X	X	X	X	X
		32	X	X	X	X	X	X	X	X	X	X
		4	X	X	X	X	X	X	X	X	X	X
		6	X	X	X	X	X	X	X	X	X	X
		8	X	X	X	X	X	X	X	X	X	X
		10	X	X	X	X	X	X	X	X	X	X
		12	X	X	X	X	X	X	X	X	X	X
		14	X	X	X	X	X	X	X	X	X	X
		16	X	X	X	X	X	X	X	X	X	X
		18	X	X	X	X	X	X	X	X	X	X
		20	X	X	X	X	X	X	X	X	X	X

Available Finishes		Available Accessories	
Standard		OBD	Steel Opposed Blade Damper
01	White	OBDA	Aluminum Opposed Blade Damper
Optional		L9	Equalizing Grid
02	Satin Silver	TBPF	T-bar Plaster Frame
03	Black	IS	Insect Screen
24	Mill	TR	Square to Round Transition
28	Custom Color	TR Deep	Deep Square to Round Transition

RH MODEL NUMBER SPECIFICATION

SIDEWALL RETURN GRILLE — FIXED HORIZONTAL BLADES — LAY-IN

Model		Neck											Module	
		26	28	30	32	34	36	38	40	42	44	46		
RH-6	Rolled Form Aluminum Sidewall Return Grille													36 x 36
RHE-6	Extruded Aluminum Sidewall Return Grille	4	X	X	X	X								
RH-H-6	Rolled Form Aluminum - Hinged Face	6	X	X	X	X								
RHE-H-6	Extruded Aluminum - Hinged Face	8	X	X	X	X								
		10	X	X	X	X								
		12	X	X	X	X								
		14	X	X	X	X								
		16	X	X	X	X								
		18	X	X	X	X								
		20	X	X	X	X								
		22	X	X	X	X								
		24	X	X	X	X								
		26	X	X	X	X								
		28	X	X	X	X								
		30	X	X	X	X								
		32	X	X	X	X								
		34					X							
		4	X	X	X	X	X	X	X	X	X	X		48 x 24
		6	X	X	X	X	X	X	X	X	X	X		
		8	X	X	X	X	X	X	X	X	X	X		
		10	X	X	X	X	X	X	X	X	X	X		
		12	X	X	X	X	X	X	X	X	X	X		
		14	X	X	X	X	X	X	X	X	X	X		
		16	X	X	X	X	X	X	X	X	X	X		
		18	X	X	X	X	X	X	X	X	X	X		
		20	X	X	X	X	X	X	X	X	X	X		
		22										X		

Available Finishes		Available Accessories	
Standard		OBD	Steel Opposed Blade Damper
01	White	OBDA	Aluminum Opposed Blade Damper
Optional		L9	Equalizing Grid
02	Satin Silver	TBPF	T-bar Plaster Frame
03	Black	IS	Insect Screen
24	Mill	TR	Square to Round Transition
28	Custom Color	TR Deep	Deep Square to Round Transition

RH MODEL NUMBER SPECIFICATION

SIDEWALL RETURN GRILLE — FIXED HORIZONTAL BLADES — LAY-IN

Model		Neck										Module	
		6	8	10	12	14	16	18	20	22	24		
RH-6	Rolled Form Aluminum Sidewall Return Grille		X	X	X	X	X	X	X	X	X	X	48 x 48
RHE-6	Extruded Aluminum Sidewall Return Grille	4	X	X	X	X	X	X	X	X	X	X	
RH-H-6	Rolled Form Aluminum - Hinged Face	6	X	X	X	X	X	X	X	X	X	X	
RHE-H-6	Extruded Aluminum - Hinged Face	8	X	X	X	X	X	X	X	X	X	X	
		10	X	X	X	X	X	X	X	X	X	X	
		12	X	X	X	X	X	X	X	X	X	X	
		14	X	X	X	X	X	X	X	X	X	X	
		16	X	X	X	X	X	X	X	X	X	X	
		18	X	X	X	X	X	X	X	X	X	X	
		20	X	X	X	X	X	X	X	X	X	X	
		22	X	X	X	X	X	X	X	X	X	X	
		24	X	X	X	X	X	X	X	X	X	X	
		26	X	X	X	X	X	X	X	X	X	X	
		28	X	X	X	X	X	X	X	X	X	X	
		30	X	X	X	X	X	X	X	X	X	X	
		32	X	X	X	X	X	X	X	X	X	X	
		34	X	X	X	X	X	X	X	X	X	X	
		36	X	X	X	X	X	X	X	X	X	X	
		38	X	X	X	X	X	X	X	X	X	X	
		40	X	X	X	X	X	X	X	X	X	X	
		42	X	X	X	X	X	X	X	X	X	X	
		44	X	X	X	X	X	X	X	X	X	X	

Available Finishes		Available Accessories	
Standard		OBD	Steel Opposed Blade Damper
01	White	OBDA	Aluminum Opposed Blade Damper
Optional		L9	Equalizing Grid
02	Satin Silver	TBPF	T-bar Plaster Frame
03	Black	IS	Insect Screen
24	Mill	TR	Square to Round Transition
28	Custom Color	TR Deep	Deep Square to Round Transition

RH MODEL NUMBER SPECIFICATION

SIDEWALL RETURN GRILLE — FIXED HORIZONTAL BLADES — LAY-IN

Model		Neck											Module
		26	28	30	32	34	36	38	40	42	44	46	
RH-6	Rolled Form Aluminum Sidewall Return Grille												
RHE-6	Extruded Aluminum Sidewall Return Grille	4	X	X	X	X	X	X	X	X	X	X	
RH-H-6	Rolled Form Aluminum- Hinged Face	6	X	X	X	X	X	X	X	X	X	X	
RHE-H-6	Extruded Aluminum - Hinged Face	8	X	X	X	X	X	X	X	X	X	X	
		10	X	X	X	X	X	X	X	X	X	X	
		12	X	X	X	X	X	X	X	X	X	X	
		14	X	X	X	X	X	X	X	X	X	X	
		16	X	X	X	X	X	X	X	X	X	X	
		18	X	X	X	X	X	X	X	X	X	X	
		20	X	X	X	X	X	X	X	X	X	X	
		22	X	X	X	X	X	X	X	X	X	X	
		24	X	X	X	X	X	X	X	X	X	X	
		26	X	X	X	X	X	X	X	X	X	X	
		28	X	X	X	X	X	X	X	X	X	X	
		30	X	X	X	X	X	X	X	X	X	X	
		32	X	X	X	X	X	X	X	X	X	X	
		34	X	X	X	X	X	X	X	X	X	X	
		36	X	X	X	X	X	X	X	X	X	X	
		38	X	X	X	X	X	X	X	X	X	X	
		40	X	X	X	X	X	X	X	X	X	X	
		42	X	X	X	X	X	X	X	X	X	X	
		44	X	X	X	X	X	X	X	X	X	X	
		46										X	

48 x 48

Available Finishes		Available Accessories	
Standard		OBD	Steel Opposed Blade Damper
01	White	OBDA	Aluminum Opposed Blade Damper
Optional		L9	Equalizing Grid
02	Satin Silver	TBPF	T-bar Plaster Frame
03	Black	IS	Insect Screen
24	Mill	TR	Square to Round Transition
28	Custom Color	TR Deep	Deep Square to Round Transition

RH MODEL NUMBER SPECIFICATION

SIDEWALL RETURN GRILLE — FIXED HORIZONTAL BLADES — LAY-IN

Model		Neck									Module
		6	8	10	12	14	16	18	20		
RH-7	Aluminum Concealed Spline Ceiling		X	X	X	X	X	X	X	X	24 x 24
RH-8	Aluminum Tegular Ceiling	4	X	X	X	X	X	X	X	X	
RH-9	Aluminum Donn Finline/Bolt Slot Ceiling	6	X	X	X	X	X	X	X	X	
		8	X	X	X	X	X	X	X	X	
		10	X	X	X	X	X	X	X	X	
		12	X	X	X	X	X	X	X	X	
		14	X	X	X	X	X	X	X	X	
		16	X	X	X	X	X	X	X	X	
		18	X	X	X	X	X	X	X	X	
		20	X	X	X	X	X	X	X	X	

Available Finishes		Available Accessories	
Standard		OBD	Steel Opposed Blade Damper
01	White	OBDA	Aluminum Opposed Blade Damper
Optional		L9	Equalizing Grid
02	Satin Silver		
03	Black		
24	Mill		
28	Custom Color		

RH MODEL NUMBER SPECIFICATION

SIDEWALL RETURN GRILLE — FIXED HORIZONTAL BLADES — LAY-IN

Model		Neck										Module	
SRH-6	Steel Sidewall Return Grille	6	8	10	12	14	16	18	20	22	24		
SRH-H-6	Steel - Hinged Face	4	X	X									12 x 12
		6	X	X									
		8	X	X									
		10			X								
		4	X	X	X	X	X	X	X	X			24 x 12
		6	X	X	X	X	X	X	X	X			
		8	X	X	X	X	X	X	X	X			
		10									X		
		4	X	X	X	X	X	X	X	X			24 x 24
		6	X	X	X	X	X	X	X	X			
		8	X	X	X	X	X	X	X	X			
		10	X	X	X	X	X	X	X	X			
		12	X	X	X	X	X	X	X	X			
		14	X	X	X	X	X	X	X	X			
		16	X	X	X	X	X	X	X	X			
		18	X	X	X	X	X	X	X	X			
		20	X	X	X	X	X	X	X	X			
		22									X		
		4	X	X	X	X	X	X	X	X	X	X	48 x 24
		6	X	X	X	X	X	X	X	X	X	X	
		8	X	X	X	X	X	X	X	X	X	X	
		10	X	X	X	X	X	X	X	X	X	X	
		12	X	X	X	X	X	X	X	X	X	X	
		14	X	X	X	X	X	X	X	X	X	X	
		16	X	X	X	X	X	X	X	X	X	X	
		18	X	X	X	X	X	X	X	X	X	X	
20	X	X	X	X	X	X	X	X	X	X			

Available Finishes		Available Accessories	
Standard		OBD	Steel Opposed Blade Damper
01	White	OBDA	Aluminum Opposed Blade Damper
Optional		L9	Equalizing Grid
02	Satin Silver	TBPF	T-bar Plaster Frame
03	Black	IS	Insect Screen
28	Custom Color	TR	Square to Round Transition
		TR Deep	Deep Square to Round Transition

RH MODEL NUMBER SPECIFICATION

SIDEWALL RETURN GRILLE — FIXED HORIZONTAL BLADES — LAY-IN

Model		Neck												Module
SRH-6	Steel Sidewall Return Grille	26	28	30	32	34	36	38	40	42	44	46		
SRH-H-6	Steel - Hinged Face	4	X	X	X	X	X	X	X	X	X	X	48 x 24	
		6	X	X	X	X	X	X	X	X	X			
		8	X	X	X	X	X	X	X	X	X			
		10	X	X	X	X	X	X	X	X	X			
		12	X	X	X	X	X	X	X	X	X			
		14	X	X	X	X	X	X	X	X	X			
		16	X	X	X	X	X	X	X	X	X			
		18	X	X	X	X	X	X	X	X	X			
		20	X	X	X	X	X	X	X	X	X			
		22										X		

Available Finishes		Available Accessories	
Standard		OBD	Steel Opposed Blade Damper
01	White	OBDA	Aluminum Opposed Blade Damper
Optional		L9	Equalizing Grid
02	Satin Silver	TBPF	T-bar Plaster Frame
03	Black	IS	Insect Screen
28	Custom Color	TR	Square to Round Transition
		TR Deep	Deep Square to Round Transition

SERIES RH PERFORMANCE DATA

MODELS RH, RHP, RHE, SRH, RH-H, RHE-H, SRH-H

Size	Duct Area ft ²	Nk Vel	200	300	400	500	600	700	800	900	1000
		Ps	-.005	-.011	-.020	-.031	-.045	-.061	-.080	-.101	-.125
06x06	.25	CFM	50	75	100	125	150	175	200	225	250
		NC	-	-	14	17	20	22	25	27	29
08x06	.33	CFM	67	100	133	167	200	233	267	300	333
		NC	-	11	15	18	21	24	26	29	31
10x06	.42	CFM	83	125	167	208	250	292	333	375	417
		NC	-	12	16	19	22	25	27	29	32
08x08	.44	CFM	89	133	178	222	267	311	356	400	444
		NC	-	12	16	19	22	25	27	29	32
12x06	.50	CFM	100	150	200	250	300	350	400	450	500
		NC	-	13	17	20	23	25	28	30	32
16x06 12x08	.67	CFM	133	200	267	333	400	467	533	600	667
		NC	-	14	18	21	24	27	29	32	34
10x10	.69	CFM	139	208	278	347	417	486	556	625	694
		NC	10	14	18	21	24	27	29	32	34
12x10 20x06	.83	CFM	167	250	333	417	500	583	667	750	833
		NC	10	15	19	22	25	28	30	32	35
24x06 12x12	1.00	CFM	200	300	400	500	600	700	800	900	1000
		NC	11	16	20	23	26	28	31	33	35
14x12	1.16	CFM	233	250	467	583	7800	817	933	1050	1167
		NC	12	16	20	24	26	29	32	34	36
18x10 30x06	1.25	CFM	250	375	500	625	750	875	1000	1125	1250
		NC	12	17	21	24	27	29	32	34	36
14x14	1.36	CFM	272	408	544	681	817	953	1089	1225	1361
		NC	13	17	21	24	27	30	32	35	37
18x12 36x06	1.50	CFM	300	450	600	750	900	1050	1200	1350	1500
		NC	13	189	21	25	28	30	33	35	37
24x10 30x08	1.67	CFM	333	500	667	833	1000	1167	1333	1500	1667
		NC	13	18	22	25	28	31	33	34	38
18x14 42x06	1.75	CFM	350	525	700	875	1050	1225	1400	1575	1750
		NC	14	18	22	25	28	31	33	36	38
18x16 24x12	2.00	CFM	400	600	800	1000	1200	1400	1600	1800	2000
		NC	14	19	23	26	29	32	34	36	38
18x18	2.25	CFM	450	675	900	1125	1350	1575	1800	2025	2250
		NC	15	19	23	26	29	32	34	37	39

CONTINUED

SERIES RH PERFORMANCE DATA

MODELS RH, RHP, RHE, SRH, RH-H, SRH-H

Size	Duct Area ft ²	Nk Vel	200	300	400	500	600	700	800	900	1000
		Ps	-0.005	-0.011	-0.020	-0.031	-0.045	-0.061	-0.080	-0.101	-0.125
30x12	2.50	CFM	500	750	1000	1250	1500	1750	2000	2250	2500
		NC	15	20	24	27	30	32	35	37	39
20x20	2.78	CFM	556	833	1111	1389	1667	1944	2222	2500	2778
		NC	16	20	24	27	30	33	35	38	40
24x18 36x12	3.00	CFM	600	900	1200	1500	1800	2100	2400	2700	3000
		NC	16	21	24	28	31	33	36	38	40
22x22	3.36	CFM	672	1008	1344	1681	2017	2353	2689	3025	3361
		NC	17	21	25	28	31	34	36	39	41
36x14 42x12	3.50	CFM	700	1050	1400	1750	2100	2450	2800	3150	3500
		NC	17	21	25	28	31	34	36	39	41

PERFORMANCE NOTES FOR SERIES RH, RHP, RHE, SRH, RH-H, SRH-H

All data is tested in accordance with ANSI/ASHRAE 70-2006.

DEFINITION OF UNITS

CFM Cubic Feet per Minute (air)

Velocity Velocity of air stream in Feet per Minute

Ps Static pressure = Pt-Pv (inches of water column)

NC Noise criterion, Sound pressure level. NC ratings are based on sound power level (lw)
RE: 10⁻¹² watts minus a 10dB room attenuation in all octave bands.

Nk Vel Neck velocity of air stream in Feet Per Minute

CONTINUED

SERIES RH PERFORMANCE DATA

MODELS RH, RHP, RHE, SRH, RH-H, SRH-H

Size	Duct Area ft ²	Nk Vel	200	300	400	500	600	700	800	900	1000
		Ps	-.009	-.020	-.036	-.056	-.081	-.110	-.143	-.181	-.223
24x22	3.67	CFM	733	1100	1467	1833	2200	2567	2933	3300	3667
		NC	17	21	25	29	31	34	37	39	41
30x18	3.75	CFM	750	1125	1500	1875	2250	2625	3000	3375	3750
		NC	17	22	25	29	32	34	37	39	41
48x12 24x24	4.00	CFM	800	1200	1600	2000	2400	2800	3200	3600	4000
		NC	17	22	26	29	32	35	37	39	41
30x20	4.17	CFM	833	1250	1667	2083	2500	2917	3333	3750	4167
		NC	17	22	26	29	32	35	37	39	42
36x18	4.50	CFM	900	1350	1800	2250	2700	3150	3600	4050	4500
		NC	18	22	26	29	32	35	37	40	42
36x20 30x24	5.00	CFM	1000	1500	2000	2500	3000	3500	4000	4500	5000
		NC	18	23	27	30	33	35	38	40	42
42x18	5.25	CFM	1050	1575	2100	2625	3150	3675	4200	4725	5250
		NC	18	23	27	30	33	36	38	40	43
28x28	5.44	CFM	1089	1633	2178	2722	3267	3811	4356	4900	5444
		NC	19	23	27	30	33	36	38	41	43
36x22	5.50	CFM	1100	1650	2200	2750	3300	3850	4400	4950	5500
		NC	19	23	27	30	33	36	38	41	43
48x18 36x24	6.00	CFM	1200	1800	2400	3000	3600	4200	4800	5400	6000
		NC	19	24	27	31	34	36	39	41	43
48x24 36x32	8.00	CFM	1600	2400	3200	4000	4800	5600	6400	7200	8000
		NC	20	25	29	32	35	38	40	42	44
40x36 48x30	10.00	CFM	2000	3000	4000	5000	6000	7000	8000	9000	10000
		NC	21	26	30	33	36	38	41	43	45
38x38	10.03	CFM	2006	3008	4011	5014	6017	7019	8022	9025	10028
		NC	21	26	30	33	36	39	41	43	45
42x36	10.50	CFM	2100	3150	4200	5250	6300	7350	8400	9450	10500
		NC	21	26	30	33	36	39	41	43	46
46x34	10.86	CFM	2172	3258	4344	5431	6517	7603	8689	9775	10861
		NC	22	26	30	33	36	39	41	44	46
42x38	11.08	CFM	2217	3325	4433	5542	6650	7758	8867	9975	11083
		NC	22	26	30	33	36	39	41	44	46
40x40	11.11	CFM	2222	3333	4444	5556	6667	7778	8889	10000	11111
		NC	22	26	30	33	36	39	41	44	46

CONTINUED

SERIES RH PERFORMANCE DATA

MODELS RH, RHP, RHE, SRH, RH-H, SRH-H

Size	Duct Area ft ²	Nk Vel	200	300	400	500	600	700	800	900	1000
		Ps	-0.09	-0.20	-0.36	-0.56	-0.81	-1.10	-1.43	-1.81	-2.23
48x36	12.00	CFM	2400	3600	4800	6000	7200	8400	9600	1080	12000
		NC	22	27	30	34	37	39	42	44	46
42x42	12.25	CFM	2450	3675	4900	6125	7350	8575	9800	11025	12250
		NC	22	27	30	34	37	39	42	44	46
44x44	13.44	CFM	2689	4033	5378	6722	8067	9411	10756	12100	13444
		NC	23	27	31	34	37	40	42	45	47
46x46	14.69	CFM	2939	4408	5878	7347	8817	10286	11756	13225	14694
		NC	23	27	31	35	37	40	43	45	47
48x48	16.00	CFM	3200	4800	6400	8000	9600	11200	12800	14400	16000
		NC	23	28	32	35	38	41	43	45	47

PERFORMANCE NOTES FOR SERIES RH, RHP, RHE, SRH, RH-H, SRH-H

All data is tested in accordance with ANSI/ASHRAE 70-2006.

DEFINITION OF UNITS

CFM Cubic Feet per Minute (air)

Velocity Velocity of air stream in Feet per Minute

Ps Static pressure = Pt-Pv (inches of water column)

NC Noise criterion, Sound pressure level. NC ratings are based on sound power level (lw)
RE: 10⁻¹² watts minus a 10dB room attenuation in all octave bands.

Nk Vel Neck velocity of air stream in Feet Per Minute