


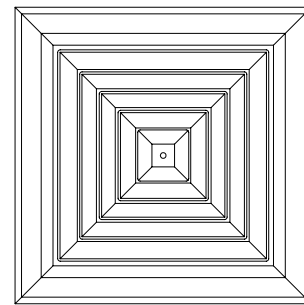
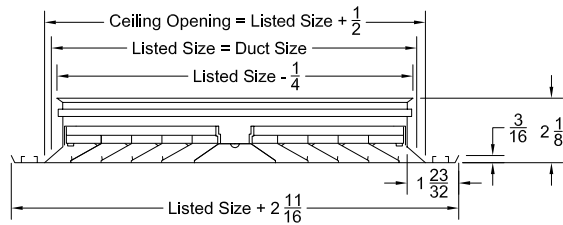
## MODEL 5200

The Model 5200 is an economical diffuser designed for industrial, commercial and light commercial applications. The 5200 is available in square sizes only up to 18 x 18.

- Aluminum construction
- Removable core for concealed mounting
- Square neck sizes only in 2" increments with 1" vane spacing
- Flush, T-bar Lay-in or beveled frames

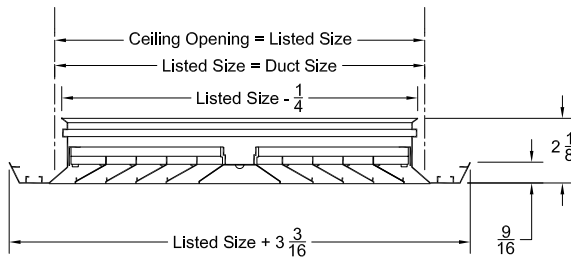


□ **Model: 5200-1 ( Flush Surface Mount )**



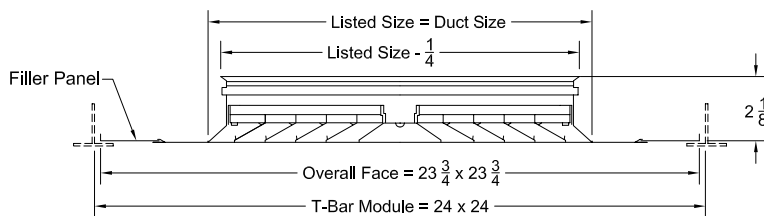
Face view - Shown S4 Pattern

□ **Model: 5200-2 ( Beveled Drop Surface Mount )**

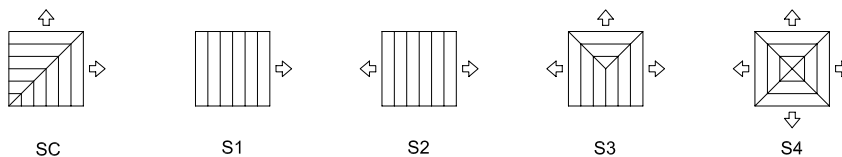


Available Neck Sizes	
-1 & -2 Frame	-8 Frame
6 x 6	6 x 6
8 x 8	8 x 8
10 x 10	10 x 10
12 x 12	12 x 12
14 x 14	14 x 14
16 x 16	16 x 16
18 x 18	18 x 18

□ **Model: 5200-6 ( T-Bar Mount )**



**Available Directional Blow Patterns**



## SERIES 5200 SPECIFICATIONS

### Air Diffusers shall be model:

- 5200-1 Surface Mount
- 5200-2 V-Beveled
- 5200-6 T-bar Lay-in

- Air Diffusers shall be aluminum model 5200 manufactured by METALAIRE. Units shall consist of a fixed pattern louvered core fastened into a border with spring loaded latches. Core shall be removable without the use of tools. The units shall be the size and quantity outlined in the plans and specifications.
- Diffusers shall be available in 1, 2-way opposite, 2-way corner, 3, and 4-way directional air patterns. Units shall be designed to integrate into the specified ceiling system.

### Accessories

#### OPTIONAL DAMPERS:

- Aluminum DA opposed blade dampers shall be provided. Damper shall be adjusted using a handle accessible through the face of the diffuser.
- Screwdriver slot operators are not allowed.

### Performance Specification

The manufacturer shall provide published performance data. Data shall be tested in accordance to ANSI/ASHRAE Standard 70-2006.

### Paint Specification

Process shall be anodic electro-deposition using an anodic acrylic paint. Units shall undergo pre-treatment including a pressurized spray stage using an alkaline cleaner and a de-ionized water rinse.

## 5200 MODEL NUMBER SPECIFICATION

### LOUVERED FACE CEILING DIFFUSER SQUARE/ALUMINUM

Model		Width	Height	Air Pattern		Available Finishes	
5200-1	Surface Mount	6	6	<b>Standard</b>			
5200-2	Beveled Drop Surface Mount	8	8	S4	Sq 4-Way	01	White
		10	10	<b>Optional</b>			
		12	12	S1	1-Way	02	Satin Silver
		14	14	S2	Sq 2-Way	03	Black
		16	16	S3	Sq 3-Way	24	Mill
		18	18	SC	Sq 2-Way corner	28	Custom Color

Available Accessories	
DA	Aluminum Opposed Blade Damper

Available Options	
NSH	No Screw Holes
SH	Screw Holes

Model	Panel	Width	Height	Air Pattern		Available Finishes		
5200-6	T-bar Lay-in	24 x 24	6	6	<b>Standard</b>			
			8	8	S4	Sq 4-Way	01	White
			10	10	<b>Optional</b>			
			12	12	S1	Sq 1-Way	02	Satin Silver
			14	14	S2	Sq 2-Way	03	Black
			16	16	S3	Sq 3-Way	24	Mill
			18	18	SC	Sq 2-Way corner	28	Custom Color

Available Accessories	
DA	Aluminum Opposed Blade Damper

Available Options	
NSH	No Screw Holes
SH	Screw Holes