
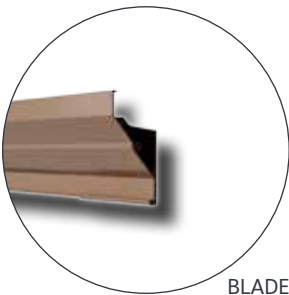


SCREENS & GRILLES



EV211 & EV538

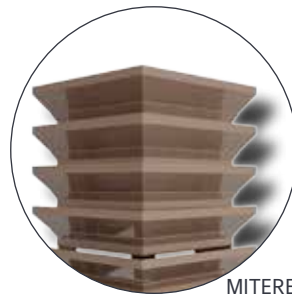
COMPONENT DETAILS




BLADE



BLADE BRACE



MITERED CORNER



BOXED CORNER



- LOW MAINTENANCE
- INVERTED BLADE
- 42% FREE AREA
- ALUMINUM BUILD
- 2" DEEP BLADE

EV211

HORIZONTAL SCREEN LOUVER

The EV211 Horizontal Screen Louver has approximately 3" blade spacing, architecturally styled for continuous blade appearance, and aluminum construction for low maintenance and high corrosion resistance.



- SIGHT PROOF
- ECONOMICAL
- LIGHTWEIGHT
- BOXED CORNERS
- ARCHITECTURALLY STYLED

EV538

VERTICAL CHEVRON SCREEN

The EV538 Vertical Chevron Screen is an all aluminum construction to be lightweight, low maintenance, and resistant to corrosion. Sight proof design and architecturally styled with hidden supports for attractive appearance.



- INVERTED BLADE
- 5" BLADE SPACING
- CONTINUOUS BLADE
- ALUMINUM BUILD
- VARIABLE BLADE SPACING AVAILABLE

EV811

HORIZONTAL SCREEN LOUVER

The EV811 Horizontal Screen Louver has sight proof blades, 5" blade spacing, architecturally styled for attractive appearance, and aluminum construction for low maintenance and high resistance corrosion.



- AESTHETIC DESIGN
- LOW MAINTENANCE
- ALUMINUM BUILD
- VARIABLE DEPTHS
- CUSTOMIZABLE PATTERNS

EG100

DECORATIVE GRILLE LOUVER

The EG100 Horizontal Screen Louver is architecturally styled with hidden supports for attractive appearance and customizable square and rectangular patterning.



- SIGHT PROOF
- VERTICAL BLADES
- LOW MAINTENANCE
- LIGHTWEIGHT
- ARCHITECTURALLY STYLED

E700

SIGHTPROOF VERTICAL LOUVER

The E700 Sight Proof Vertical Louver has vertical blades, lightweight aluminum construction, and is architecturally styled with hidden mullions for attractive appearance and sight proof design.



- UNIQUE SHAPE
- HIDDEN SUPPORTS
- 68% FREE AREA
- ALUMINUM BUILD
- MITERED/BOXED CORNERS

EV630


HORIZONTAL SCREEN LOUVER

The EV630 Horizontal Screen Louver has a 6" blade depth, a unique blade profile designed for high free area, and is architecturally styled for continuous blade appearance.



SCREENS & GRILLES

Screens and grilles are architectural components for buildings. Screens are used primarily to hide equipment, cooling towers, and parking garage openings. In addition, they can also serve as a protective barriers that are less expensive than concealment walls. Whether an installation requires extensive air movement or complete concealment, Ruskin® offers a wide selection of products for partial to fully sight proof screening. Blade width, depth, shape, and free area can be varied to achieve an attractive visual appearance.



MODEL	MIN. DIM.	MAX. DIM.	DEPTH	BLADE ANGLE	BLADE STYLE	BLADE ORIENTATION	FREE AREA
EG100	12" x 12"	UNLIMITED	VARIABLE	45°	EGG CARTON	VERTICAL & HORIZONTAL	VARIABLE
EV211	12" x 12"	UNLIMITED	2"	45°	THIN LINE	HORIZONTAL	42%
EV538	16" x 12"	UNLIMITED	VARIABLE	45°	CHEVRON	VERTICAL	VARIABLE
EV630	12" x 12"	UNLIMITED	6"	36°	DRAINABLE	HORIZONTAL	68%
EV700	24" x 24"	UNLIMITED	4"	45°	SIGHT PROOF	VERTICAL	27%
EV811	12" x 12"	UNLIMITED	4"	45°	NON-DRAINABLE	HORIZONTAL	VARIABLE
LV811	12" x 12"	UNLIMITED	4"	45°	SINUSOIDAL	HORIZONTAL	VARIABLE

*For the most current catalog information please visit www.ruskin.com, or use the Ruskin® Online Louver Selection Tool.

RUSKIN® LOUVER COLORS

***CONSULT RUSKIN FOR SPECIAL SHAPES**



*We can match any color!