



AUTOMATIC NON-FREEZE VALVE

MODEL NF6

NON-FREEZE DRAIN VALVE OPTION FOR FREE FLOAT STEAM TRAPS

Benefits

Automatic drain valve for prevention of steam trap freeze-up. Reliably drains residual condensate when provided on traps.

1. NF6 opens to drain residual condensate shortly after the shut-off of steam-using equipment when steam pressure in the trap decreases to approximately 3 psig.
2. NF6 closes steam-tight immediately after start-up of the steam-using equipment when steam pressure in the trap rises to approximately 5 psig.
3. The normal operation of the steam trap is unaffected by the NF6.
4. Built-in screen protects valve from clogging.
5. Valve seat and disk are stainless steel for long life.



Specifications

Model	NF6	
Connection	Screwed BSPP(G)	
Size (in)	1/4	
Maximum Operating Pressure (psig)	PMO	285
Maximum Operating Temperature (°F)	TMO	428
Maximum Allowable Pressure (psig)	PMA	285
Maximum Allowable Temperature (°F)	TMA	428
Valve Opening Pressure (psig)	approx. 3	
Valve Closing Pressure (psig)	approx. 5	

Connections and sizes in bold are standard



CAUTION

1. Freezing occurs from the outlet side. When installing outlet piping, do not use thin-walled tubing. Use a short, thick-walled pipe discharging to atmosphere.

2. When used in extreme cold, due to the possibility of freezing while discharging, prevention of freezing cannot be guaranteed.

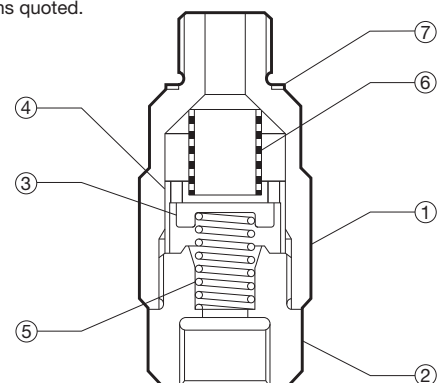


CAUTION

To avoid abnormal operation, accidents or serious injury, DO NOT use this product outside of the specification range. Local regulations may restrict the use of this product to below the conditions quoted.

No.	Description	Material	ASTM/AISI*	JIS
①	Body	Brass	B16 C36000	C3604
②	Valve Seat	Stainless Steel	AISI303	SUS303
③	Valve Disc	Stainless Steel	AISI303	SUS303
④	Valve Disc Guide	Brass	B16 C36000	C3601
⑤	Coil Spring	Stainless Steel	AISI304	SUS304
⑥	Screen	Stainless Steel	AISI304	SUS304
⑦	Gasket	Copper	B152	C1100P

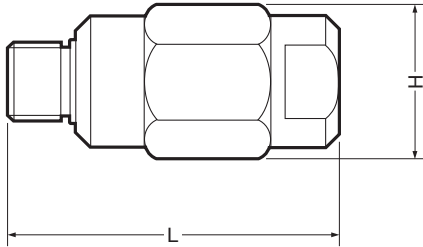
* Equivalent



Copyright © TLV

Dimensions

● **NF6 Screwed**

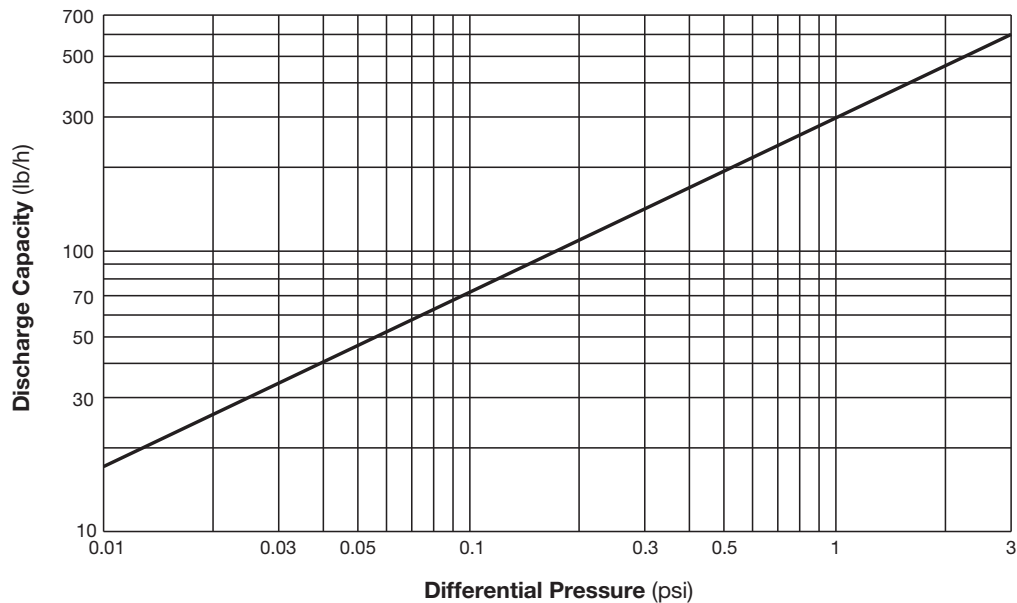


NF6 Screwed* (in)

Size	L	H	Weight (lb)
1/4	2	15/16	0.19

* Thread: Inlet BSPP(G) 1/4 male, Outlet BSPP(G) 1/4 female, other standards available

Discharge Capacity

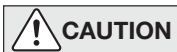


1. Differential pressure is the difference between the inlet and outlet pressure of the valve.
2. The chart is applicable to condensate below 212 °F.



CAUTION

The amount of condensate discharged after opening the valve will vary according to the conditions affecting the condensate entering the product.



CAUTION

DO NOT DISASSEMBLE OR REMOVE THIS PRODUCT WHILE IT IS UNDER PRESSURE. Allow internal pressure of this product to equal atmospheric pressure and its surface to cool to room temperature before disassembling or removing. Failure to do so could cause burns or other injury. READ INSTRUCTION MANUAL CAREFULLY.

TLV CORPORATION

13901 South Lakes Drive, Charlotte, NC 28273-6790
 Phone: 704-597-9070 Fax: 704-583-1610
 E-mail: tlv@tlvengineering.com
 For Technical Service 1-800 "TLV TRAP"



Manufacturer

TLV® CO., LTD.

Kakogawa, Japan

is approved by LRQA Ltd. to ISO 9001/14001

ISO 9001/ISO 14001

