



# PowerDyne® STEAM TRAP MODULE

## MODEL P46Y

### THERMODYNAMIC DISC TRAP MODULE WITH THERMOSTATIC AIR VENTING

#### Benefits

TLV's replaceable trap module retrofits and improves the series 711/721\* disc traps.

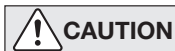
1. Inline replaceable valve module to lower repair costs.
2. Air jacketing reduces no-load cycling and extends life.
3. Quick thermostatic air venting with bimetal ring for fast start-up.
4. Lapped disc provides steam-tight seal without air binding for long life.
5. Hardened stainless steel working surfaces for long life.

\* Series 711/721 disc traps are made by Yarway Corp.



#### Specifications

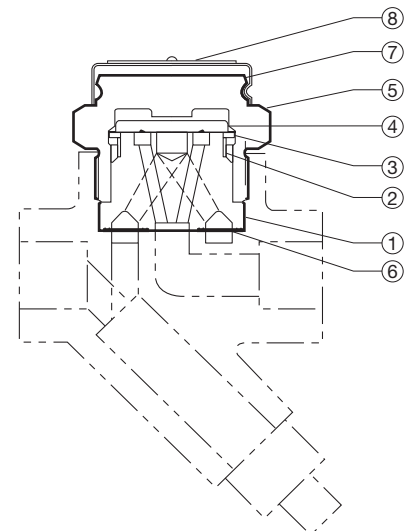
Model	P46Y Module	
Maximum Operating Pressure (psig) PMO	600	
Minimum Operating Pressure (psig)	Horizontally installed: 3.5	Vertically installed: 6
Maximum Operating Temperature (°F) TMO	750	
Maximum Allowable Pressure (psig) PMA	600	
Maximum Allowable Temperature (°F) TMA	750	
Maximum Back Pressure	80% of Inlet Pressure	



**CAUTION** To avoid abnormal operation, accidents or serious injury, DO NOT use this product outside of the specification range. Local regulations may restrict the use of this product to below the conditions quoted.

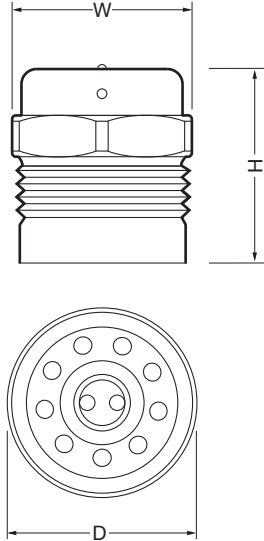
No.	Description	Material	ASTM/AISI*	JIS
①	Module Valve Seat	Stainless Steel	AISI420F	SUS420F
②	Air Vent Ring	Bimetal	—	—
③	Disc Holder Ring	Stainless Steel	AISI420	SUS420J2
④	Disc	Stainless Steel	AISI420	SUS420J2
⑤	Cover	Stainless Steel	AISI420F2	SUS420F2
⑥	Module Gasket	Graphite/Stainless Steel	-/AISI316L	-/SUS316L
⑦	Cap	Stainless Steel	AISI304	SUS304
⑧	Nameplate	Stainless Steel	AISI304	SUS304

\* Equivalent



**Dimensions**

● **P46Y** Trap Module



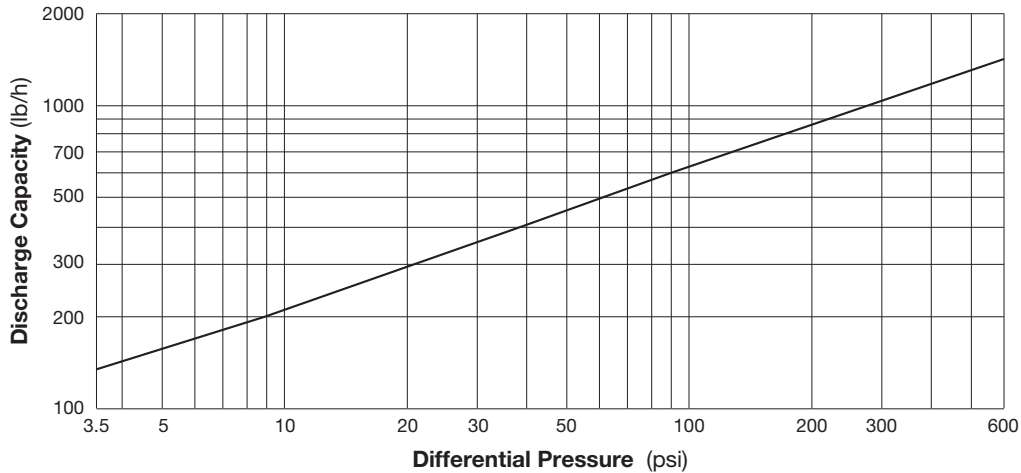
**P46Y** Trap Module (in)

H	W*	$\phi$ D	Weight (lb)
1 5/8	1 5/8	1 5/16	0.6

\* W = width across flats

**Note:**  
Tightening torque 87 lbf-ft, threaded area to be coated with anti-seize.

**Discharge Capacity**



1. Differential pressure is the difference between the inlet and outlet pressure of the trap.
2. Recommended safety factor: at least 2.



**CAUTION** DO NOT DISASSEMBLE OR REMOVE THIS PRODUCT WHILE IT IS UNDER PRESSURE. Allow internal pressure of this product to equal atmospheric pressure and its surface to cool to room temperature before disassembling or removing. Failure to do so could cause burns or other injury. READ INSTRUCTION MANUAL CAREFULLY.

**TLV CORPORATION**

13901 South Lakes Drive, Charlotte, NC 28273-6790  
 Tel: 704-597-9070 Fax: 704-583-1610  
 E-mail: [tlv@tlvengineering.com](mailto:tlv@tlvengineering.com) <http://www.tlv.com>  
 For Technical Service 1-800 "TLV TRAP"



Manufacturer  
**TLV CO., LTD.**  
 Kakogawa, Japan  
 is approved by LRQA Ltd. to ISO 9001/14001

