



TUNGSTEN CARBIDE TIPPED ANNULAR CUTTER SETS
TUNGSTEN CARBIDE TIPPED ANNULAR CUTTER SETS

Description	Cutting Depth	Shank	Includes	Part No.
 4 Pc 1-3/8" Tungsten Carbide Tipped Annular Cutter Set	1-3/8"	3/4" Weldon	(1) 9/16" Annular Cutter (1) 11/16" Annular Cutter (1) 13/16" Annular Cutter (1) 15/16" Annular Cutter (1) Retractable Pilot Pin (9/16" – 11/16") (1) Retractable Pilot Pin (13/16" – 1-1/16")	49-22-8430
 8 Pc 2" Tungsten Carbide Tipped Annular Cutter Set	2"	3/4" Weldon	(1) 9/16" Annular Cutter (1) 5/8" Annular Cutter (1) 11/16" Annular Cutter (1) 3/4" Annular Cutter (1) 13/16" Annular Cutter (1) 7/8" Annular Cutter (1) 15/16" Annular Cutter (1) 1-1/16" Annular Cutter (1) Retractable Pilot Pin (9/16" – 11/16") (1) Retractable Pilot Pin (3/4" – 2-1/4")	49-22-8440

ANNULAR CUTTER ACCESSORIES
ANNULAR CUTTER ACCESSORIES

Description	Pack Quantity	Part No.
#3 Morse Taper to 3/4" Chuck	1 Chuck, 1 Arbor	49-22-1550
#3 Morse Taper to Weldon Shank Arbor	1 Pack	49-57-0025
1" High Speed Steel Retractable Pilot Pin	2 Pack	49-59-0011
2" High Speed Steel Retractable Pilot Pin	2 Pack	49-59-0012
1-3/8" Tungsten Carbide Tipped Retractable Pilot Pin (13/16" – 1-1/16")	2 Pack	49-59-0013
2" Tungsten Carbide Tipped Retractable Pilot Pin (3/4" – 2-1/4")	2 Pack	49-59-0014
1-3/8" Tungsten Carbide Tipped Retractable Pilot Pin (9/16" – 11/16")	2 Pack	49-59-0015
2" Tungsten Carbide Tipped Retractable Pilot Pin (9/16" – 11/16")	2 Pack	49-59-0016
3/4" Weldon to 1/2" Chuck Adapter with Chuck Key	1 Pack	49-59-0020
Arbor Wrench Set	1 Pack	49-96-0010
HAWG WASH™ Cooling / Lubrication Concentrate (16 oz Bottle)	12 Pack	49-32-0081
HAWG WASH™ Hand Pump	1	44-46-0090
HAWG WASH™ Hand Pump Oil Hose	1	43-75-0010

BAND SAW BLADES
EXTREME METAL BAND SAW BLADES
OVERVIEW

Our Extreme Metal Band Saw Blades deliver exactly what you need for daily job site use – More Cuts and Less Blade Changes. An aggressive variable pitched tooth design gives you the versatility to cut more metal thickness with one band saw blade. The portable band saw blade's versatility pairs with 3X longer life in stainless steel. Each blade gives you more cuts, resulting in fewer blade changes. The band saw blade also gives fast, clean cuts in common materials, delivering you the performance you are looking for in a single blade.

FEATURES


- More Cuts. Less Blade Changes.
- Fastest cutting blade in thin, hard metals
- Aggressive tooth design for 2X Faster cuts in thick metals


EXTREME METAL BAND SAW BLADES

TPI	44-7/8"			35-3/8"			27"		
	3 Pack	25 Pack	100 Pack	3 Pack	25 Pack	100 Pack	3 Pack	25 Pack	100 Pack
8/10	48-39-0601	48-39-0605	48-39-0603	48-39-0609	48-39-0606	48-39-0653	-	-	-
12/14	48-39-0611	48-39-0615	48-39-0613	48-39-0619	48-39-0616	48-39-0663	48-39-0711	-	-

STANDARD BAND SAW BLADES
FEATURES

- Fast, Clean Cuts
- Developed for use with cordless Band Saws
- Optimized tooth design


STANDARD BAND SAW BLADES

TPI	44-7/8"			35-3/8"		32-7/8"	27"
	1 Pack	2 Pack	3 Pack	1 Pack	3 Pack	3 Pack	3 Pack
10	48-39-0500	-	48-39-0501	48-39-0508	48-39-0509	-	-
10/14	48-39-0550	48-39-0554	48-39-0551	-	-	-	-
14	48-39-0510	48-39-0514	48-39-0511	48-39-0518	48-39-0519	-	-
14/18	48-39-0560	-	48-39-0561	-	-	-	-
18	48-39-0520	48-39-0524	48-39-0521	48-39-0528	48-39-0529	48-39-0579	48-39-0572
24	48-39-0530	48-39-0534	48-39-0531	48-39-0538	48-39-0539	-	-