



neptune[®]
by ELKAY.

Drop-In & Undermount Stainless Steel Sinks

The Everyday Elegance of Elkay


Excellence Beyond Compare



Neptune® by Elkay offers a powerful combination of excellence in stainless steel sinks. Value. Quality. Style. Together these characteristics take sinks crafted to handle the rigors of daily living and transform them into design elements with timeless appeal that are without comparison in the industry.

Neptune by Elkay offers a stainless steel sink for everyone and every budget. Choose from a variety of quality grades, and a huge assortment of styles. Each sink is crafted with extraordinary Elkay quality that is without equal regardless of your budget.

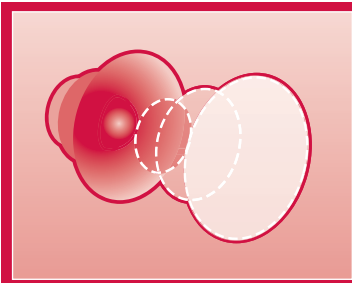
Features that make Neptune by Elkay the superior sink choice



THICKNESS:

Did you know that the smaller the number, the thicker the steel?

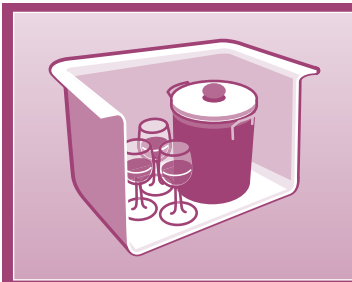
Thicker stainless steel means greater structural integrity with reduced noise and vibrations.



NOISE:

Have you noticed how noisy your sink can be?


Exclusive Sound Deadening protection applied to our sinks will reduce noise associated with dropped utensils and food waste disposals.



CAPACITY:

How many dishes can you fit in your sink?

Our sinks feature straight sides and bottoms to provide you with more usable work space.



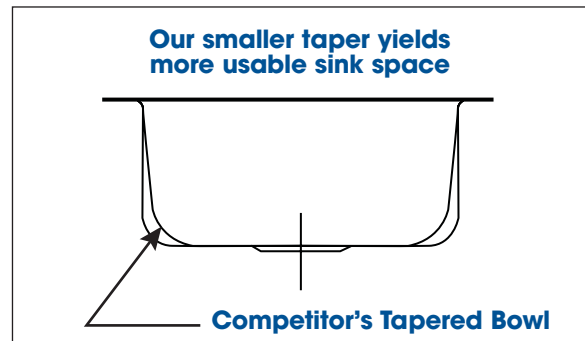
FINISH:

Is your finish going to last as long as your sink?

Characterized by its depth and richness, our durable Satin finish will last years.


Sink Capacity

The unique straight-sided construction and tighter radius of corners featured on all of Elkay's Neptune sinks result in more usable sink space.



This extra space is considerable. In a standard double bowl, Neptune's extra capacity means you can fit 42% more glasses, two sizes of dishes instead of one and over 1 gallon more water. When the goal is a quick clean-up, nothing helps out more than Elkay.

Neptune by Elkay



Competition



Other Important Neptune Sink Features and Benefits

- U-channel mounting hardware
- Easy clean-up
- Easy to install
- Seamless appearance

Premium

These sinks are the top of the Neptune line. A beautiful finish accents extra deep, sound-deadened bowls.

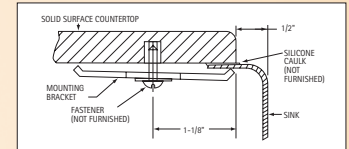
Neptune Premium sinks offer an unprecedented combination of sophistication and style!



- Radiant finish with highlights
- Lifetime limited warranty
- 18-gauge nickel-bearing stainless steel
- Undercoating to deaden sound, retain heat and prevent condensation
- One-hand mounting fasteners on drop-in models
- Mounting clips and template are provided for undermount models
- Illustrated instruction sheet

Installation Profile of NUH Models - 1/2" Reveal

The template provided with each NUH sink provides the only type of installation recommended by Elkay.



Limited
Lifetime
WARRANTY



Model No. NLX3322104			
Overall Size	33 (l)	22 (w)	10 (d)
Inside Each Bowl	14 (l)	15 ³ / ₄ (w)	
Countertop Cutout	32 ³ / ₈ (l)	21 ³ / ₈ (w)	
	(1 ¹ / ₂ " radius corners)		
# of Faucet Holes	4		
Shipping Weight	18.5 lbs.		



Model No. NLX33224			
Overall Size	33 (l)	22 (w)	10 (d)
Inside Each Bowl	14 (l)	15 ³ / ₄ (w)	
Countertop Cutout	32 ³ / ₈ (l)	21 ³ / ₈ (w)	
	(1 ¹ / ₂ " radius corners)		
# of Faucet Holes	4		
Shipping Weight	25.3 lbs.		



Model No. NLX2522104			
Overall Size	25 (l)	22 (w)	10 (d)
Inside Bowl	21 (l)	15 ³ / ₄ (w)	
Countertop Cutout	24 ³ / ₈ (l)	21 ³ / ₈ (w)	
	(1 ¹ / ₂ " radius corners)		
# of Faucet Holes	4		
Shipping Weight	14 lbs.		



Model No. NLX25224			
Overall Size	25 (l)	22 (w)	10 (d)
Inside Bowl	21 (l)	15 ³ / ₄ (w)	
Countertop Cutout	24 ³ / ₈ (l)	21 ³ / ₈ (w)	
	(1 ¹ / ₂ " radius corners)		
# of Faucet Holes	4		
Shipping Weight	18.5 lbs.		



Model No. NLX25010R4			
Overall Size	33 (l)	22 (w)	10 (d)
Inside Bowl			
Left	13 ¹ / ₂ (l)	18 (w)	
Right	14 (l)	15 ³ / ₄ (w)	
Countertop Cutout	32 ³ / ₈ (l)	21 ³ / ₈ (w)	
	(1 ¹ / ₂ " radius corners)		
# of Faucet Holes	4		
Shipping Weight	25.25 lbs.		



Model No. NLXS3322104			
Overall Size	33 (l)	22 (w)	10 (d)
Inside Each Bowl	14 (l)	15 ³ / ₄ (w)	
Countertop Cutout	32 ³ / ₈ (l)	21 ³ / ₈ (w)	
	(1 ¹ / ₂ " radius corners)		
# of Faucet Holes	4		
Shipping Weight	25.25 lbs.		



Model No. NXUH311810 (undermount)			
Overall Size	31 ³ / ₄ (l)	18 ¹ / ₄ (w)	10 (d)
Inside Each Bowl	14 (l)	15 ³ / ₄ (w)	
Countertop Cutout	See Template Provided with Sink		
# of Faucet Holes	None		
Shipping Weight	15 lbs.		



Model No. NXUH211510 (undermount)			
Overall Size	23 ¹ / ₂ (l)	18 ¹ / ₄ (w)	10 (d)
Inside Bowl	21 (l)	15 ³ / ₄ (w)	
Countertop Cutout	See Template Provided with Sink		
# of Faucet Holes	None		
Shipping Weight	10 lbs.		



Model No. NXUH312010R (undermount)			
Overall Size	31 ¹ / ₄ (l)	20 ¹ / ₂ (w)	10 (d)
Inside Bowl			
Left	13 ¹ / ₂ (l)	18 (w)	
Right	14 (l)	15 ³ / ₄ (w)	
Countertop Cutout	See Template Provided with Sink		
# of Faucet Holes	None		
Shipping Weight	15 lbs.		



Model No. NXUH281610 (undermount)			
Overall Size	30.5 (l)	18.25 (w)	10 (d)
Inside Bowl	28 (l)	15 ³ / ₄ (w)	
Countertop Cutout	See Template Provided with Sink		
# of Faucet Holes	None		
Shipping Weight	18.5 lbs.		

Note: Dimensions are in inches. (l) is length, left to right. (w) is width, front to back. (d) is bowl depth. Drain opening size is 3¹/₂" unless otherwise specified.

Best

High quality, stylish options for every kitchen.



- Durable satin finish with highlights
- Lifetime limited warranty
- 20-gauge nickel-bearing stainless steel
- Undercoating to deaden sound, retain heat and prevent condensation
- One-hand mounting fasteners
- Illustrated instruction sheet
- Mounting clips and templates are provided for undermount models



Model No. NCC33224			
Overall Size	33 (l)	22 (w)	8 (d)
Inside Each Bowl	14 (l)	15 ³ / ₄ (w)	
Countertop Cutout (1 ¹ / ₂ " radius corners)	32 ³ / ₈ (l)	21 ³ / ₈ (w)	
# of Faucet Holes	4		
Shipping Weight	18.5 lbs.		



Model No. NCC25224			
Overall Size	25 (l)	22 (w)	8 (d)
Inside Bowl	21 (l)	15 ³ / ₄ (w)	
Countertop Cutout (1 ¹ / ₂ " radius corners)	24 ³ / ₈ (l)	21 ³ / ₈ (w)	
# of Faucet Holes	4		
Shipping Weight	14 lbs.		



Model No. NUH3118 (undermount)			
Overall Size	31 ³ / ₄ (l)	18 ¹ / ₄ (w)	8 (d)
Inside Each Bowl	14 (l)	15 ³ / ₄ (w)	
Countertop Cutout	See Template Provided with Sink		
# of Faucet Holes	None		
Shipping Weight	15 lbs.		



Model No. NUH2115 (undermount)			
Overall Size	23 ¹ / ₂ (l)	18 ¹ / ₄ (w)	8 (d)
Inside Bowl	21 (l)	15 ³ / ₄ (w)	
Countertop Cutout	See Template Provided with Sink		
# of Faucet Holes	None		
Shipping Weight	10 lbs.		



Model No. NUH3120R (undermount)			
Overall Size	31 ¹ / ₄ (l)	20 ¹ / ₂ (w)	8 (d)
Inside Bowl			
Left	13 ¹ / ₂ (l)	18 (w)	
Right	14 (l)	15 ³ / ₄ (w)	
Countertop Cutout	See Template Provided with Sink		
# of Faucet Holes	None		
Shipping Weight	15 lbs.		



Model No. NUH2118 (undermount)			
Overall Size	23 ¹ / ₂ (l)	21 ¹ / ₈ (w)	8 (d)
Inside Bowl	21 (l)	18 ⁵ / ₈ (w)	
Countertop Cutout	See Template Provided with Sink		
# of Faucet Holes	None		
Shipping Weight	10 lbs.		

Note: Dimensions are in inches. (l) is length, left to right. (w) is width, front to back. (d) is bowl depth. Drain opening size is 3¹/₂" unless otherwise specified.

Better

A popular favorite! Neptune's Best series provides quality sink solutions. Deep bowls add to functionality and overall convenience.



- Durable satin finish with highlights
- Lifetime limited warranty
- 20-gauge nickel-bearing stainless steel
- Undercoating to deaden sound, retain heat and prevent condensation
- One-hand mounting fasteners
- Illustrated instruction sheet



Model No. NLB33224			
Overall Size	33 (l)	22 (w)	8 (d)
Inside Each Bowl	14 (l)	15 ³ / ₄ (w)	
Countertop Cutout (1 1/2" radius corners)	32 ³ / ₈ (l)	21 ³ / ₈ (w)	
# of Faucet Holes	4		
Shipping Weight	18.5 lbs.		



Model No. NLB25224			
Overall Size	25 (l)	22 (w)	8 (d)
Inside Bowl	21 (l)	15 ³ / ₄ (w)	
Countertop Cutout (1 1/2" radius corners)	24 ³ / ₈ (l)	21 ³ / ₈ (w)	
# of Faucet Holes	4		
Shipping Weight	14 lbs.		



Model No. NLB2504			
Overall Size	33 (l)	22 (w)	8 (d)
Inside Bowl			
Left	13 1/2 (l)	18 (w)	
Right	14 (l)	15 ³ / ₄ (w)	
Countertop Cutout (1 1/2" radius corners)	32 ³ / ₈ (l)	21 ³ / ₈ (w)	
# of Faucet Holes	4		
Shipping Weight	18.5 lbs.		



Model No. NLBC33224			
Overall Size	33 (l)	22 (w)	7 1/2 (d)
Inside Bowl	14 (l)	15 ³ / ₄ (w)	
Countertop Cutout (1 1/2" radius corners)	32 ³ / ₈ (l)	21 ³ / ₈ (w)	
# of Faucet Holes	4		
Shipping Weight	9 lbs.		



Model No. N217324			
Overall Size	31 7/8 (l)	31 7/8 (w)	7 (d)
Inside Each Bowl	14 (l)	15 ³ / ₄ (w)	
Countertop Cutout (1 1/2" radius corners)	Cut 5/16" inside sink outline		
# of Faucet Holes	4		
Shipping Weight	19 lbs.		



Model No. NMRB43224			
Overall Size	43 (l)	22 (w)	7 5/8 (d)
Inside Each Bowl			
Left/Right	13 1/2 (l)	18 (w)	
Center	10 (l)	12 (w)	
Countertop Cutout (1 1/2" radius corners)	42 ³ / ₈ (l)	21 ³ / ₈ (w)	
# of Faucet Holes	4		
Shipping Weight	22 lbs.		



Model No. NLBC25224			
Overall Size	25 (l)	22 (w)	7 1/2 (d)
Inside Bowl	21 (l)	15 ³ / ₄ (w)	
Countertop Cutout (1 1/2" radius corners)	24 ³ / ₈ (l)	21 ³ / ₈ (w)	
# of Faucet Holes	4		
Shipping Weight	6 lbs.		

Good

The Better sink line offers exceptional value and solid quality.



- Durable satin finish with highlights
- 25-year limited warranty
- 22-gauge nickel-bearing stainless steel
- Undercoating to deaden sound, retain heat and prevent condensation
- One-hand mounting fasteners
- Illustrated instruction sheet



Model No. NMRB33224 (small bowl on left)

Overall Size	33 (l)	22 (w)	7 ⁵ / ₈ (d)
Inside Bowl			
Left	7 ¹ / ₂ (l)	15 ³ / ₄ (w)	
Right	21 (l)	15 ³ / ₄ (w)	
Countertop Cutout (1 ¹ / ₂ " radius corners)	32 ³ / ₈ (l)	21 ³ / ₈ (w)	
# of Faucet Holes	4		
Shipping Weight	15.5 lbs.		



Model No. NMRB33224R (small bowl on right)

Overall Size	33 (l)	22 (w)	7 ⁵ / ₈ (d)
Inside Each Bowl			
Left	21 (l)	15 ³ / ₄ (w)	
Right	7 ¹ / ₂ (l)	15 ³ / ₄ (w)	
Countertop Cutout (1 ¹ / ₂ " radius corners)	32 ³ / ₈ (l)	21 ³ / ₈ (w)	
# of Faucet Holes	4		
Shipping Weight	15.5 lbs.		



Model No. NBC33224

Overall Size	33 (l)	22 (w)	7 (d)
Inside Bowl	14 (l)	15 ³ / ₄ (w)	
Countertop Cutout (1 ¹ / ₂ " radius corners)	32 ³ / ₈ (l)	21 ³ / ₈ (w)	
# of Faucet Holes	4		
Shipping Weight	0 lbs.		

Model No. NS233194

Overall Size	33 (l)	19 (w)	6 ¹ / ₄ (d)
Inside Each Bowl	14 (l)	14 (w)	
Countertop Cutout (1 ¹ / ₂ " radius corners)	32 ³ / ₈ (l)	18 ³ / ₈ (w)	
# of Faucet Holes	4		
Shipping Weight	13 lbs.		



Model No. NS23317

Overall Size	33 (l)	17 (w)	6 (d)
Inside Each Bowl	14 (l)	14 (w)	
Countertop Cutout (1 ¹ / ₂ " radius corners)	32 ³ / ₈ (l)	16 ³ / ₈ (w)	
# of Faucet Holes	None (no ledge)		
Shipping Weight	12 lbs.		

Model No. NS117193

Overall Size	17 (l)	19 (w)	6 ¹ / ₈ (d)
Inside Bowl	14 (l)	14 (w)	
Countertop Cutout (1 ¹ / ₂ " radius corners)	16 ³ / ₈ (l)	18 ³ / ₈ (w)	
# of Faucet Holes	3		
Shipping Weight	9 lbs.		

Model No. NS115162

Overall Size	15 (l)	15 (w)	5 ¹ / ₈ (d)
Inside Bowl	12 (l)	10 (w)	
Countertop Cutout (1 ¹ / ₂ " radius corners)	14 ³ / ₈ (l)	14 ³ / ₈ (w)	
# of Faucet Holes	2		
Shipping Weight	6 lbs.		

Model No. NBC25224

Overall Size	25 (l)	22 (w)	7 (d)
Inside Bowl	21 (l)	15 ³ / ₄ (w)	
Countertop Cutout (1 ¹ / ₂ " radius corners)	24 ³ / ₈ (l)	21 ³ / ₈ (w)	
# of Faucet Holes	4		
Shipping Weight	0 lbs.		

Note: Dimensions are in inches. **(l)** is length, left to right. **(w)** is width, front to back. **(d)** is bowl depth. Drain opening size is 3¹/₂" unless otherwise specified.

Choose a sink to match your personality and lifestyle.
There's plenty to choose from with Neptune.

Basic

Look no further than this
for basic solutions.



- Durable satin finish
- 5-year limited warranty
- 23-gauge nickel-bearing stainless steel
- Undercoating to deaden sound, retain heat and prevent condensation
- One-hand mounting fasteners
- Illustrated instruction sheet



Model No. NVP3322*

Overall Size	33 (l)	22 (w)	7 (d)
Inside Each Bowl	14 (l)	15 3/4 (w)	
Countertop Cutout (1 1/2" radius corners)	32 3/8 (l)	21 3/8 (w)	
# of Faucet Holes	4		
Shipping Weight	0 lbs.		

*Double bowl kitchen sink package includes single control faucet with spray and two 3-1/2" drain fittings with basket strainers.

Model No. NVP2522**

Overall Size	25 (l)	22 (w)	7 (d)
Inside Each Bowl	21 (l)	15 3/4 (w)	
Countertop Cutout (1 1/2" radius corners)	24 3/8 (l)	21 3/8 (w)	
# of Faucet Holes	4		
Shipping Weight	0 lbs.		

**Single bowl kitchen sink package includes single control faucet with spray and a 3-1/2" drain fitting with basket strainer.



Model No. NE33224

Overall Size	33 (l)	22 (w)	6 (d)
Inside Each Bowl	14 (l)	15 3/4 (w)	
Countertop Cutout (1 1/2" radius corners)	32 3/8 (l)	21 3/8 (w)	
# of Faucet Holes	4		
Shipping Weight	12 lbs.		

Model No. NE15152†

Overall Size	15 (l)	15 (w)	5 1/8 (d)
Inside Bowl	12 (l)	10 (w)	
Countertop Cutout (1 1/2" radius corners)	14 3/8 (l)	14 3/8 (w)	
# of Faucet Holes	2		
Shipping Weight	4.5 lbs.		

†Drain opening is 2".

Model No. NEPB1515C††

Overall Size	15 (l)	15 (w)	5 1/8 (d)
Inside Bowl	12 (l)	10 (w)	
Countertop Cutout (1 1/2" radius corners)	14 3/8 (l)	14 3/8 (w)	
# of Faucet Holes	2		
Shipping Weight	7.5 lbs.		

††Bar sink package includes: bar sink, gooseneck washerless bar faucet with aerator and 2" drain fitting with basket strainer.

Model No. NE25224

Overall Size	25 (l)	22 (w)	6 (d)
Inside Bowl	21 (l)	15 3/4 (w)	
Countertop Cutout (1 1/2" radius corners)	24 3/8 (l)	21 3/8 (w)	
# of Faucet Holes	4		
Shipping Weight	10 lbs.		

Accessories

Complement your Neptune sink with the perfect accessory. Choose from high quality cutting boards and basket strainer assemblies.



CUTTING BOARD

Model No.	CB816	Dimensions	15 (l)	16 ³ / ₄ (w)	3/4 (d)
Use with (CB816)	Small bowl on NMRB3322 series and NS2622 only				
Model No.	CB1516	Dimensions	8 ¹ / ₂ (l)	16 ³ / ₄ (w)	3/4 (d)
Use with (CB1516)	Fits most single & double bowl models				
Material	Hardwood (both)				

STRAINERS

Model No.	D5018A	2" bar sink drain with basket strainer
Model No.	D1125	3 ¹ / ₂ " sink drain with removable basket & neoprene stopper

WIRE ACCESSORIES

Model No.	NRB1416CR	Chrome Plated Rinsing Basket and Dish Rack
Model No.	NBG1416CR	Chrome Plated Bottom Grid

STAINLESS BUTLER STAINLESS STEEL CLEANER

Model No.	LKSB16	16 oz. Spray - Order Multiple 12 per box
------------------	--------	--

MOUNTING HARDWARE

Model No.	HD14CLIP	Mounting Hardware for Countertop Thickness 3/4"
Model No.	HD14CLIPXL	Mounting Hardware for Countertop Thickness 1-1/4" to 1-1/2"
Model No.	LKUMB8	Undermount Mounting Hardware

FAUCET

Model No.	LK125B	Hole Cover
------------------	--------	------------

Care and Cleaning Instructions

Here are a few tips to remember to help retain the sink's new look.

- Drain and rinse after each use and wipe dry. Never allow detergent to dry on stainless steel surfaces. (Most detergent brands currently contain additives which tend to be corrosive.)
- Use of "steel wool" pads is not recommended. These materials may leave metal splinters in the sink which give the appearance of rust in the stainless steel.
- Remove mats, wet sponges or dish rags from the surface.

We recommend cleaning of all exposed surfaces of Neptune by Elkay sinks with a conventional non-abrasive household cleanser. Make sure to rub back and forth in the direction of the sink grain lines. This will remove any stains and blend any scratches, which occur during normal use. Rinse thoroughly and completely towel dry.

For care and cleaning problems call
1-800-223-5529

Neptune's Straight-Talk Buyer Protection

Limited Warranty on all Stainless Steel Sink Models

What Is Warranted?

Your sink and mounting fasteners are warranted to be free from defects in materials and workmanship. Should any defect be found which would result in the product being unsuitable in function or appearance, Neptune will furnish you with a replacement sink at no charge.

Who Gets The Benefit?

The terms of the warranty are extended to the original purchaser of the Neptune sink.

What Will We Do?

For any defective sink returned,

Neptune will provide a replacement sink (of the same model), either through the store where the product was purchased or directly through Neptune.

What Are The Exceptions?

This warranty will be invalid if the sink has not been installed according to the instructions provided, or if it has been damaged due to mishandling or abuse in installation. Damage from misuse or improper applications of the product (such as exposure to corrosive chemicals, photographic solutions, etc.) will also invalidate this warranty. No labor charges and/or damages incurred in the replacement installation will be allowed.

What Do You Have To Do?

If a defect is found in the sink, contact the store where you purchased it. If the store has a replacement unit (of the same model) in stock, remove the sink from its installation, and return it to the store for exchange. It will be necessary to show proof-of-purchase at that time.

Any Limitations On Liability?

Neptune's only liability is to replace a defective sink, and this warranty will not cover any damages which might be caused by the product. (Some states do not allow such limitation, so this reference may not apply to you.)

And

This warranty gives you specific legal rights, and in addition to these, you

may have other legal rights (according to the statutes of your state.)

Any Other Warranties?

There are no other warranties expressed or implied.

How Long Is The Limited Warranty In Force?

The above protection will continue from 1 Year to Lifetime, based on the grade of the sink originally purchased, to the original owner of the sink.

Premium Series	Lifetime
Best Series	Lifetime
Better Series	Lifetime
Good Series	25 Years
Basic Series	5 Years

neptune[®]
by ELKAY

The retail division of
Elkay Manufacturing Company.

2222 Camden Court
Oak Brook, IL 60523

Phone: 866-952-4415
Fax: 866-577-9269

Printed in USA
(3/08) F-0000