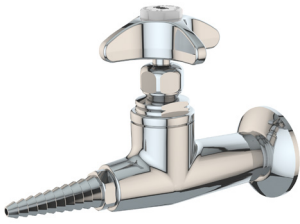


L4870FT-325

Fine Control Needle Valve, Wall Mounted



Mounting: For installation on vertical surfaces (such as drywall) where there is no access behind wall during installation. Valve is threaded onto nipple stubbed out of wall.

Valve Body: Straight pattern forged brass.

Valve Unit: Floating tapered stainless steel needle and replaceable stainless steel seat.

Handle: Forged brass four-arm handle with color-coded index disc.

Inlet: 3/8" NPT female inlet with adjustable escutcheon.


Outlet: 3/8" NPT female outlet with removable ten serration hose end.

Cleaning: Fixture is specially cleaned, lubricated, assembled and packaged for use with high purity gases, including oxygen.

Quality Assurance: Fixture is fully assembled and factory tested prior to shipment.

L4870F-225WSA

Fine Control Needle Valve, Panel/Overhead Mounted



Mounting: For installation on vertical or horizontal surfaces (such as pipe chases and service carriers) where there is access behind surface during installation.

Valve Body: Straight pattern forged brass.

Valve Unit: Floating tapered stainless steel needle and replaceable stainless steel seat.

Handle: Forged brass four-arm handle with color-coded index disc.

Inlet: Furnished with 3/8" IPS mounting shank (assembled), locknut and washer. 3/8" NPT male inlet.


Outlet: 3/8" NPT female outlet with removable ten serration hose end.

Cleaning: Fixture is specially cleaned, lubricated, assembled and packaged for use with high purity gases, including oxygen.

Quality Assurance: Fixture is fully assembled and factory tested prior to shipment.

L5170FT-325

Fine Control Needle Valve, Wall Mounted



Mounting: For installation on vertical surfaces (such as drywall) where there is no access behind wall during installation.

Valve Body: Angle pattern forged brass.

Valve Unit: Floating tapered stainless steel needle and replaceable stainless steel seat.

Handle: Forged brass four-arm handle with color-coded index disc.

Inlet: 3/8" NPT female inlet with adjustable escutcheon.

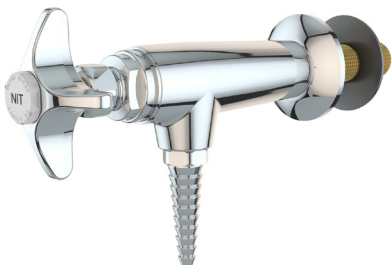
Outlet: 3/8" NPT female outlet with removable ten serration hose end.

Cleaning: Fixture is specially cleaned, lubricated, assembled and packaged for use with high purity gases, including oxygen.

Quality Assurance: Fixture is fully assembled and factory tested prior to shipment.

L5170F-225WSA

Fine Control Needle Valve, Panel Mounted



Mounting: For installation on vertical surfaces (such as pipe chases and service carriers) where there is access behind surface during installation.

Valve Body: Angle pattern forged brass.

Valve Unit: Floating tapered stainless steel needle and replaceable stainless steel seat.

Handle: Forged brass four-arm handle with color-coded index disc.

Inlet: Furnished with 3/8" IPS mounting shank (assembled), locknut and washer. 3/8" NPT male inlet.

Outlet: 3/8" NPT female outlet with removable ten serration hose end.

Cleaning: Fixture is specially cleaned, lubricated, assembled and packaged for use with high purity gases, including oxygen.

Quality Assurance: Fixture is fully assembled and factory tested prior to shipment.