

MotoWeigh® IMW

In-Motion Conveyor Scale and Checkweigher



Standard Features

Software

- Four levels of security
- Real-time statistical information
- Product report
- Statistical report
- Parameter report
- User report
- Store up to 1,000 different products
- Five zone classification

Control Panel

- Power disconnect with lock-out/tag-out
- E-stop
- VFD (variable frequency drive)
- Motor overloads

Hardware

- Square tube construction (SST or aluminum)
- 32 in height from top of belt with ± 2.5 inch of adjustment
- Modular belting
- Drive on right side of belt (looking down belt flow)
- Control panel mounted on left side of belt (looking down belt flow)

Options:

- Divert methods:
 - Pneumatic pusher
 - Air blast
 - Drop conveyor
 - Paddle
 - Secondary diverter in series or parallel
- One, three or five zone communication tower
- Audible alarm (non-washdown only)
- Draft shields
- Drop chutes
- Pull cord E-stops
- Portability package (non-NTEP Certified only)
- Conveyor guide rails (round or flat)
- Custom programming available
- Food-grade SST angle construction, NEMA Type 4X IP66 washdown systems
- UL 508
- Bar code scanner
- Metal detection
- NTEP Certified, Legal for Trade (up to 2,000 divisions and 60 ppm)
- Filling machine feedback
- Pacer belt infeed
- 1280 controller (non-NTEP Certified only)

APPROVALS



On select models



Optional

Specifications

Construction:

Stainless steel food-grade, stainless steel non-food-grade or aluminum non-food-grade

Configurations:

Checkweigher or conveyor scale

Speed:

Up to 240 ft per minute

Container Types:

Boxes, bags, pouches, trays, tubs, cups, blister packs, display packs, clam shells

Container Weights:

Up to 200 lb
Resolution down to 0.01 lb/5 g, or better (dependent on scale capacity)

Belts:

Interlox® Habasit®

Power Configuration:

110 VAC single phase, 60 Hz
230/460 VAC 3 phase, 60 Hz

Approvals:

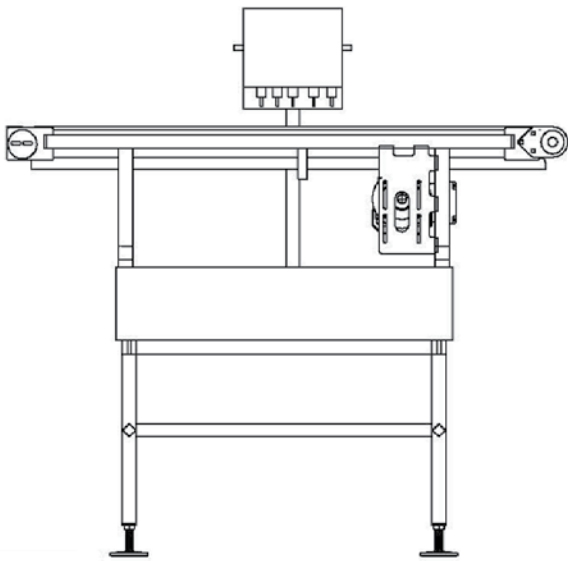
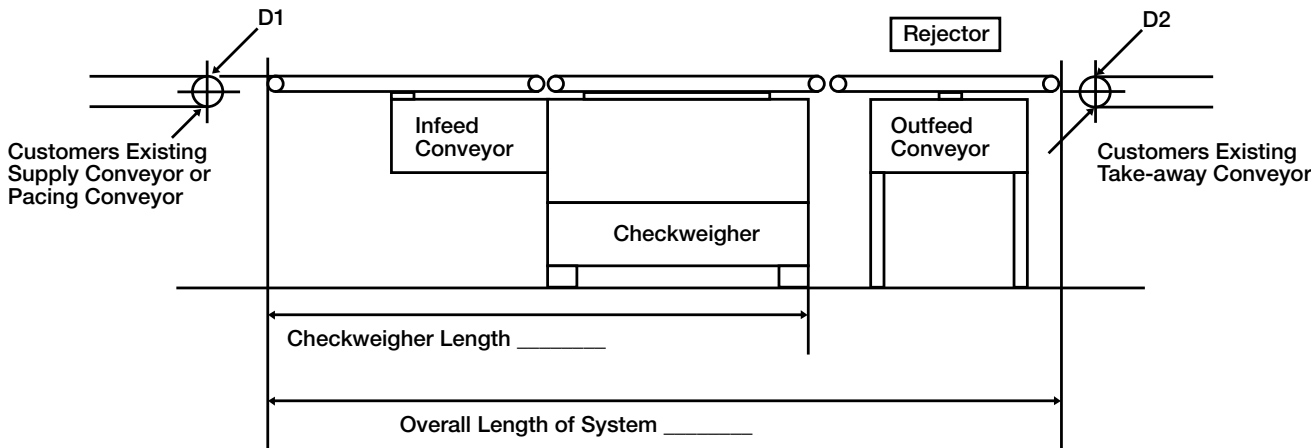
Optional NTEP: 60 ppm at 2,000 divisions
Optional: UL 508

Warranty:

Two-year limited warranty (excludes powertrain and wear parts)

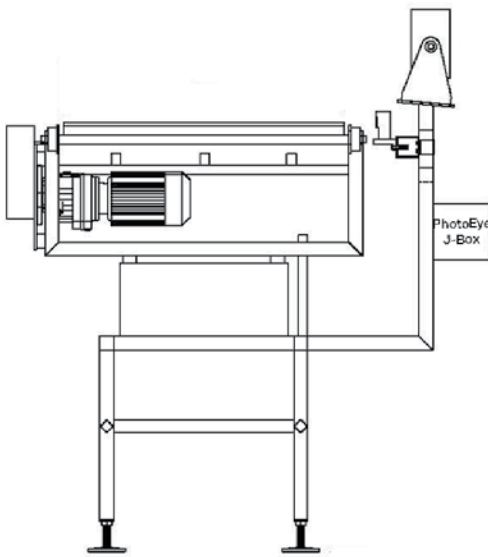
Checkweigher Packages

- NTEP Certified and non-NTEP Certified packages available in stainless steel and aluminum for food and non-food-grade applications.
- **Checkweigher Packages Include:**
 - Common framework for mounting conveyor scale on same frame as infeed conveyor and indicator
 - Basic control enclosure to interconnect wiring from photo eyes and divert solenoid and conveyor on/off/E-stop



Side View

Conveyor Scale



End View

Conveyor Scale

Due to the variety of configurations, please consult a sales engineer to discuss application requirements and for complete specifications and price quotations.

Field installation available at pre-determined rates.

Questionnaire available at www.ricelake.com/motoweigh