

THE BOLD LOOK
OF **KOHLER**®



Hauksbee™ Lighting



ONE-LIGHT SCONCE // 32285-SC01-WML



Turn-of- the-century rustic beauty.

The industrial aesthetic brings charm and simple beauty to any living space. With the Hauksbee™ lighting collection by Kohler, that understated sophistication has arrived in a whole-home series of fixtures.

Inspired reimagining of industrial forms.

Hauksbee™ by Kohler reflects the rustic design of 1920s and 30s industrial lighting, with a decorative elegance to suit any modern space. The era's style finds its roots in farms and factory settings, humble beginnings that spurred on a creativity born of necessity—and inspired this collection's imaginative forms.

With fixtures that range from single- and multilight sconces to flush-mounts and chandeliers, Hauksbee offers an arresting elegance to suit any bathroom, kitchen, or gathering space. Each piece in this expansive whole-home collection combines either reeded glass or sleek metal with mixed finish options and vintage details.

LIGHTING



THREE-LIGHT CHANDELIER // 32293-CH03-BML

Contrasting Styles

Select a complementary shade finish and make a dramatic impact.



THREE-LIGHT CHANDELIER // 32293-CH03-BML | THREE-LIGHT SEMI-FLUSH // 32294-SF03-BML



ONE-LIGHT BELL SCONCE // 32281-SC01-CPL

1920s Glamour

Ribbed glass shades evoke the look of vintage prismatic lighting.



THREE-LIGHT BELL SCONCE // 32283-SC03-CPL



Embellishing the utilitarian.

The Hauksbee™ collection makes a statement by combining historically industrial design with graceful notes of ornamentation. The resulting aesthetic feels both minimalist and high-style, complementing an array of home layouts and design choices.

Decorative elements include domed metal shades with a cage detail for a striking blend of functional

and ornamental. Surrounded by a metal band in contrasting or complementary finish, the Hauksbee ribbed-glass bell shade with delicate metal framework pays homage to turn-of-the-century prismatic shades. Sconces feature a gooseneck arm, inspired by industrial-age exterior farm lights.



Hauksbee™ Lighting

Select your fixture and complete it with the perfect finish for your style—each one designed to coordinate with KOHLER® faucets and accessories.

In the bathroom, consider pairing Hauksbee lighting with Purist® or Artifacts® bathroom sink faucets and the Hauksbee bell sconces with Purist or Devonshire® faucets. In the kitchen, consider pairing with Simplice® or Artifacts kitchen sink faucets.



01 One-Light Bell Sconce

SKU:
32281-SC01

DIMENSIONS:
9⁵/₈" x 7⁷/₈" x 13³/₄" (L x W x H)

SOCKET SIZE:
E26 – Medium Base

RECOMMENDED BULB:
A19 or G25

SHADE:
Reeded Glass

FINISHES:
● ● ● ● ●

02 Two-Light Bell Sconce

SKU:
32282-SC02

DIMENSIONS:
9⁵/₈" x 18¹/₄" x 13³/₈" (L x W x H)

SOCKET SIZE:
E26 – Medium Base

RECOMMENDED BULB:
A19 or G25

SHADE:
Reeded Glass

FINISHES:
● ● ● ● ●

03 Three-Light Bell Sconce

SKU:
32283-SC03

DIMENSIONS:
9⁵/₈" x 28¹/₈" x 13⁵/₈" (L x W x H)






SOCKET SIZE:
E26 – Medium Base




RECOMMENDED BULB:
A19 or G25

SHADE:
Reeded Glass

FINISHES:
● ● ● ● ●

Finishes

-  POLISHED CHROME (CPL)
-  POLISHED NICKEL (SNL)
-  BRUSHED NICKEL (BNL)
-  BRUSHED MODERNE BRASS (2GL)
-  MATTE BLACK (BLL)

-  MATTE WHITE/POLISHED CHROME (WCL)
-  MATTE WHITE/BRUSHED MODERNE BRASS (WML)
-  MATTE BLACK/BRUSHED MODERNE BRASS (BML)



04 One-Light Sconce


SKU:
32285-SC01

DIMENSIONS:
15¹/₁₆" x 9¹/₁₆" x 11¹/₄" (L x W x H)

SOCKET SIZE:
E26 – Medium Base

RECOMMENDED BULB:
A19 or G25

SHADE:
Metal

FINISHES:


05 Two-Light Sconce

SKU:
32286-SC02

DIMENSIONS:
15¹/₁₆" x 24¹/₁₆" x 11¹/₄" (L x W x H)

SOCKET SIZE:
E26 – Medium Base

RECOMMENDED BULB:
A19 or G25

SHADE:
Metal

FINISHES:


06 Three-Light Sconce

SKU:
32287-SC03

DIMENSIONS:
15³/₄" x 34¹/₁₆" x 11¹/₄" (L x W x H)


SOCKET SIZE:
E26 – Medium Base

RECOMMENDED BULB:
A19 or G25

SHADE:
Metal

FINISHES:


Hauksbee™ Lighting



07 Four-Light Sconce

SKU:
32288-SC04

DIMENSIONS:
15¾" x 47⅞" x 11¼" (L x W x H)

SOCKET SIZE:
E26 – Medium Base

RECOMMENDED BULB:
A19 or G25

SHADE:
Metal

FINISHES:


08 Three-Light Pendant

SKU:
32290-PE03

DIMENSIONS:
17⅞" (Diam.)

MIN. HEIGHT:
30⅞"

MAX. HEIGHT:
99⅞"

SOCKET SIZE:
E26 – Medium Base

RECOMMENDED BULB:
A19 or G25

SHADE:
Metal

FINISHES:


Finishes



POLISHED CHROME (CPL)



MATTE WHITE/BRUSHED MODERNE BRASS (WML)



MATTE WHITE/POLISHED CHROME (WCL)



MATTE BLACK/BRUSHED MODERNE BRASS (BML)



09

Three-Light Linear Chandelier

SKU:
32292-CH03

DIMENSIONS:
12⁷/₁₆" x 42¹/₈" (L x W)

MIN. HEIGHT:
15¹/₄"

MAX. HEIGHT:
72¹/₄"

SOCKET SIZE:
E26 – Medium Base

RECOMMENDED BULB:
A19 or G25

SHADE:
Metal

FINISHES:

10

Three-Light Chandelier

SKU:
32293-CH03

DIMENSIONS:
30³/₄" x 30¹/₄" (L x W)

MIN. HEIGHT:
15¹/₄"

MAX. HEIGHT:
72¹/₄"

SOCKET SIZE:
E26 – Medium Base

RECOMMENDED BULB:
A19 or G25

SHADE:
Metal

FINISHES:

11

Three-Light Semi-Flush

SKU:
32294-SF03

DIMENSIONS:
17¹⁵/₁₆" x Diam. x 13¹⁵/₁₆" (W x H)

SOCKET SIZE:
E26 – Medium Base

RECOMMENDED BULB:
A19 or G25

SHADE:
Metal

FINISHES:

THE BOLD LOOK
OF **KOHLER**®