



Features

- Fully encased design eliminates dotting and provides diffused lighting
- Eliminates the need for additional extrusion housings and lenses
- Full RGB color mixing produces 16 million colors
- Features top-bend flexibility
- Cuttable every 3.94"
- Maximum runs up to 16.4 feet
- IP65 rating (encased) for indoor & outdoor use
- cULus Listed - 50,000 hours rated life

Available Colors



RGB

Control Options

- Spektrum+ Receiver via app
- Inline RGB controller
- DMX

Listing / Ratings



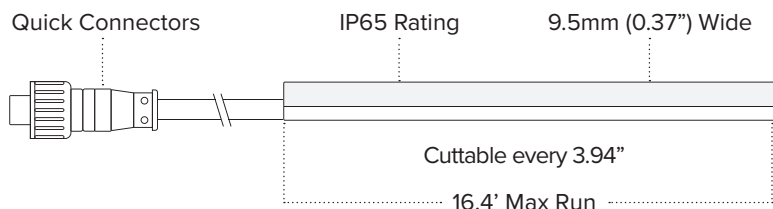
MicroLux - RGB

Featuring fully encased tape light, MicroLux provides smooth evenly diffused light that eliminates the need for additional extrusion housings and lenses. With light emitting from three sides, MicroLux is a unique product that can be used in small spaces, or be placed on in direct view to meet the needs of dynamic lighting installations.

Technical Information

Series	MicroLux
Input Voltage	24V DC
CCT	RGB
CRI	90+
Wattage	4.4W/ft
Lumens	170Lm/ft
Beam Angle	160°
Max Run	16.4 feet (5 meters)
Cuttable	3.94" (10cm)
IP Rating	IP65*
Dimmable	10-100%
Rating	cULus Listed, Indoor/Outdoor, Wet Locations*
Rated Life	50,000 hrs

*IP65, wet location rating is void once product is cut





MICROLUX - RGB ORDERING INFORMATION

ITEM NUMBER	VOLTAGE	CCT	LENGTH	LUMENS / FT	WATTAGE / FT	IP RATING	CRI	CUTTING
MLUX-RGB	24V DC	RGB	16.4ft (5m)	170Lm/ft	4.4W/ft	IP65	90+ (White)	3.94" (100mm)


MLUX-RGB includes: Attached 3ft Lead Wire / Mounting Clips

MICROLUX - RGB ACCESSORIES

ITEM NUMBER	DESCRIPTION
MLUX-CONKIT4	6" 24V DC Power Feed (4PIN)
MLUX-END	End Cap (QTY 10)
MLUX-CLIPS	Mounting Clips (QTY 10)
MLUX-CHAN-3A	1M Deep Mounting Channel
MLUX-CHAN-3B	1M Shallow Mounting Channel
RCWY-PVC-1M	1m Plastic Wire Cover Raceway



MLUX-CONKIT4



MLUX-END



MLUX-CLIPS



MLUX-CHAN-3A




MLUX-CHAN-3B



RCWY-PVC-1M

PRIMARY SIDE DIMMING QUICK SET-UP (SINGLE COLOR)



Standard Dimmer




Adaptive Series Power Supply
(30W / 60W / 96W / 192W / 288W)



MicroLux

TRULUX RGB CONTROLLER QUICK SET-UP



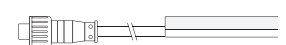
RGBW Controller
(3 zone)



Adaptive Series Power Supply
(30W / 60W / 96W / 192W / 288W)



Trulux RF Receiver
(Required per zone)



MicroLux