

CORE® X CART

Keep Chromebooks, laptops and tablets charged and ready to go. The flexible CORE® X Cart boasts large capacity, durable construction, and 3-point locking door.



CORE® X Cart shown in Sky



SIZE MATTERS

Optimize space with a configuration designed to store a wide array of device types and sizes. Holds up to 45 devices.



READY TO USE

The CORE® X Cart comes fully assembled ready for wiring.



BUILT TO LAST

Each unit is fully welded. Designed and built in the USA.



CABLEBOSS™


Bretford's unique cord management system that keeps cords securely organized.

YOUR PRODUCT. YOUR IDENTITY.

Choose from one of our 16 colors and personalize by branding with your own logo.



CONVENIENT CABLE MANAGEMENT
The Cable Boss™ cord management system provides notched hooks that make it easy to organize cables and position cords neatly above devices.



AUXILIARY OUTLET CORD | Equipped with an extra accessory outlet that can be threaded through the top of the cart. Provides a maximum of 2 amps of power.




ADAPTER STORAGE | Store adapters in removable panel in the back of the cart.



SMART AGILE POWER | Digital cycle timer rotates charging to each shelf every 10 minutes, ensuring a safe charge.




INDUSTRIAL GRADE | 5 in. wheels with both directional and brake locking casters, for ultimate maneuverability.



SECURITY | Secure devices with the 3-point locking door and durable padlock included with the cart.

SPECIFICATIONS

<p>Construction USA-sourced steel Manufactured in Franklin Park, IL</p> <p>Device Compatibility Up to 15.6 in.</p> <p>Power AC: 120V AC, 12A, 50/60Hz</p> <p>Warranty 7 year electrical and mechanical warranty</p>	<p>Shipment Includes:</p> <ul style="list-style-type: none"> • CORE® X Cart - Ships fully assembled • Power cord • Programmable combination padlock <p>Safety</p> 
---	--

DIMENSIONS

	TCOREX24	TCOREX36	TCOREX45
DEVICE CAPACITY	24	36	45
CART DIMENSIONS	29.5 x 26 x 44.5 in.		
SLOT DIMENSIONS	1.25 x 16.25 x 12 in.	1.25 x 16.25 x 10.5 in.	1 x 16.25 x 10.5 in.
NUMBER OF SHELVES	2	3	3
WEIGHT	163 lbs.	175 lbs.	180 lbs.
ADAPTER ACCESS	Back Panel		

DIMENSIONS ARE EXPRESSED WIDTH X DEPTH X HEIGHT

DESIGNED AND BUILT
IN THE USA