



**ALL ACCESS  
EQUIPMENT**



**CMC**  
THE SPECIALIFT

**CMC 75L**

**TECHNICAL DATA SPECSHEET**





## AERIAL | STANDARD

- 75' Working height
- Up to 40'8" lateral reach
- Double pantograph lower boom
- Triple telescopic upper boom
- 90° Independently articulating jib
- 180° Basket rotation (+/- 90° each way)
- 710° non-continuous boom rotation
- Wired control panel in basket with single handed operation capability for all functions including booms, outriggers, track drive, automatic leveling, speed controls, and home function



## OUTRIGGERS | STANDARD

- Automatic chassis self-leveling
- Safety switches are in a protected position
- Double lock valves
- Outrigger feet with anti-slip polymeric blend for security and insulation



## CHASSIS | STANDARD

- Hydraulic motor track drive
- Wireless remote control all functions including booms, outriggers, track drive, automatic leveling, speed controls, and home function
- High quality rubber tracks
- Ability to replace tracks while the machine is stabilized
- Emergency hand pump
- Engine protection with easy access for routine maintenance
- Hydraulic tank sight gauge



## TRACKS | STANDARD

- Hydraulically horizontally adjustable tracks
- Ability to raise basket & jib up out of the way while driving the tracks
- Black rubber tracks



## POWER | STANDARD

- Honda GX 390 gasoline engine
- 12V Battery backup electric pump (intermittently use the 12V battery to operate all functions)



## PLATFORM | STANDARD

- Ability to raise basket & jib up out of the way while driving the tracks
- Removable two man aluminum basket with rounded outer corners for better versatility. Size is 55" long x 27.5" wide x 43.3" high. Optional: single man basket (31.5" L x 23.6" W x 43.3" H) in lieu of the two man basket at no charge



## OTHER | STANDARD

- 1 & 3 years warranty. 1 yr "bumper to bumper" and 3 yrs on certain components. Unlimited use hours.
- Detailed owners maintenance and use manual, including parts and service diagrams
- One (1) Fall arrest safety harness





## CHASSIS | OPTIONAL

- Travel alarm
- Warning light
- 1 Custom paint color: Choice of more than 200 colors. \*No fluorescent or metallic colors\*
- 2 Custom paint colors: Choice of more than 200 colors. \*No fluorescent or metallic colors\*



## TRACKS | OPTIONAL

- Non-marking grey tracks (replaces the standard black tracks)
- Double travel speed
- Track socks



## POWER | OPTIONAL

- Honda iGX390 gasoline engine (replaces the Honda gasoline engine GX390) air-cooled 4-stroke OHV, 11.7 HP @ 3,600 rpm
- Kubota Diesel Z482 (replaces the Honda gasoline engine)
- Full lithium battery power (160A 48V) with built in electric charger (replaces Honda gasoline engine). We strongly recommend that you pair this with option 0000110
- Auxiliary 120V 20A plug in electric motor with charger for 12V battery. This is not a battery system. With this system, you can plug the machine in and use it on 100% AC electric power. This is in addition to the combustion engine



## PLATFORM | OPTIONAL

- High pressure air/water hoses routed internally from the ground to the basket - 2900PSI
- 120V Electric outlet in basket with extension cord through the booms
- One-man fiberglass basket sized 31.5" L x 23.6" W x 43.3" H (replaces the standard aluminum two man basket)
- Two-man fiberglass basket sized 47.2" L x 23.6" W x 43.3" H (replaces the standard aluminum two man basket)
- Additional basket: Removable single man aluminum basket 31.5" L x 23.6" W x 43.3" H. Basket support with wheels for easy handling is included
- Additional basket: Removable two man aluminum basket with basket quick connect bracket. Size is 55" long x 27.5" wide x 43.3" high



## OTHER | OPTIONAL


- Biodegradable hydraulic fluid (non-toxic, natural fluid. For extreme cold or sensitive locations)
- Ratchet straps (each. 4 are already included)
- Additional fall arrest aerial lift harness and lanyard kit including storage bag
- Specially designed outrigger pads (each)
- Set of 4 cavity outrigger pads
- Basket weight scale



### LITHIUM ION BATTERIES



### NON-MARKING TRACKS



### HYDRAULIC TOOL OUTLET



### CUSTOM PAINT COLORS





## TECHNICAL SPECIFICATIONS

### PERFORMANCE

Maximum working height	75'
Maximum side reach at 441 lbs	40' 8"
Maximum weight load with standard basket	441 lbs
Moveable Jib articulating range	90°
Turret rotation range	710° (continuous)
Basket rotation range	+/- 90°
Maximum slope to stabilize (deployment)	13° (23%)
Height / Width tracks adjustment	18"
Maximum slope approach angle (rear, basket)	18° (32%)
Maximum slope approach angle (front, engine)	17° (31%)
Gradeability -- max. travel angle / slope*	17° (31%)
Maximum crawler travel speed**	0 - 2.2 ft/s

\*This is the standard setting. The standard setting can be overridden to: 31° (60.1%)

\*\*3 speeds: Slow, Slow with Torque, Fast

### DIMENSIONS

Basket height (basket is removable, variations available)	43"
Basket width	27"
Basket length	55"
Total length	18'
Length without basket	16' 7"
Height in transport position	78"
Total width (w/o basket, tracks in)	34"
Total width (w/out basket, tracks extended)	49"
Free height from the ground	7"
Tracks (LxW)	69" x 10"
Outrigger spread length in narrow position	17'
Outrigger spread width in narrow position	8'
Outrigger spread length in wide position	12'
Outrigger spread width in wide position	12'
Outrigger spread wide to narrow	10' 5"
Outrigger foot diameter	7"

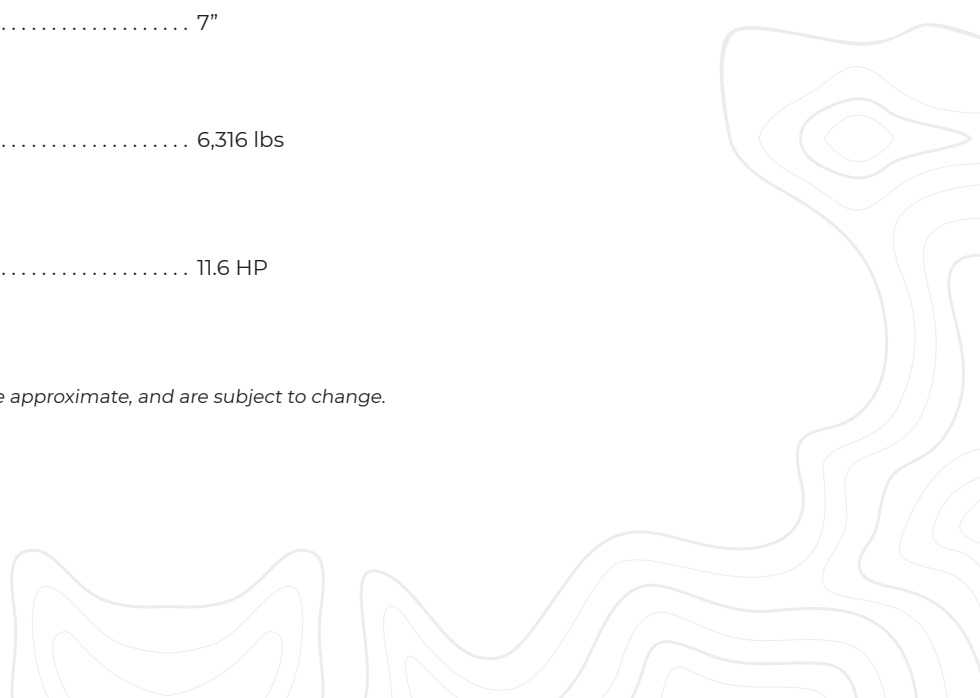
### WEIGHT

Total weight	6,316 lbs
--------------	-----------

### POWER

Honda GX390 gas engine	11.6 HP
120V 20A plug in electric motor (optional)	
Lithium Ion Batteries (optional)	

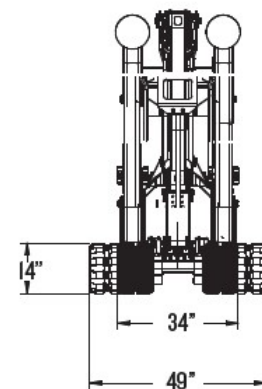
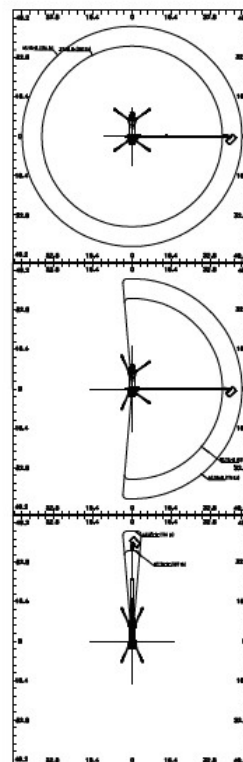
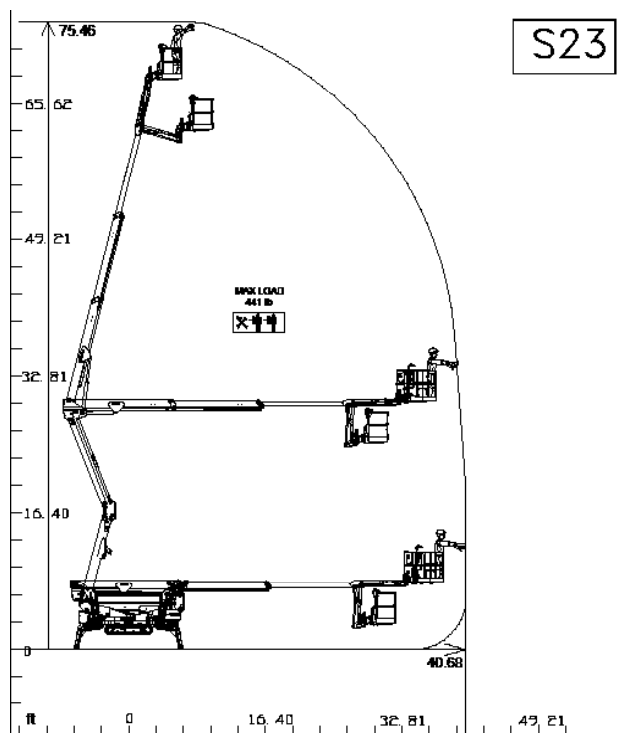
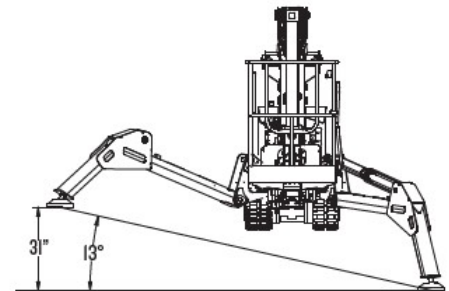
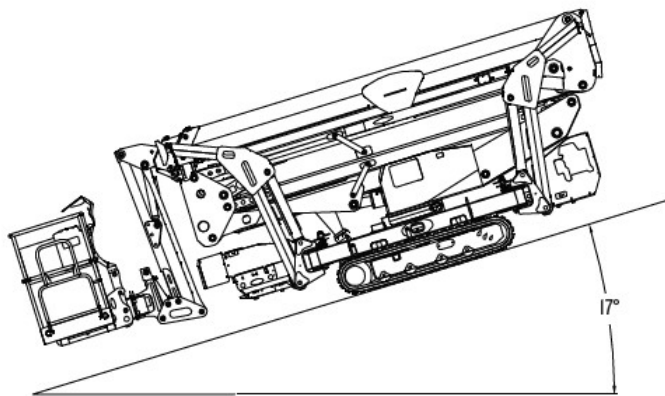
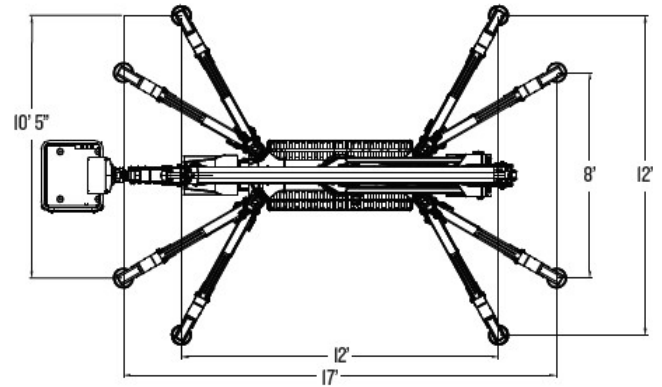
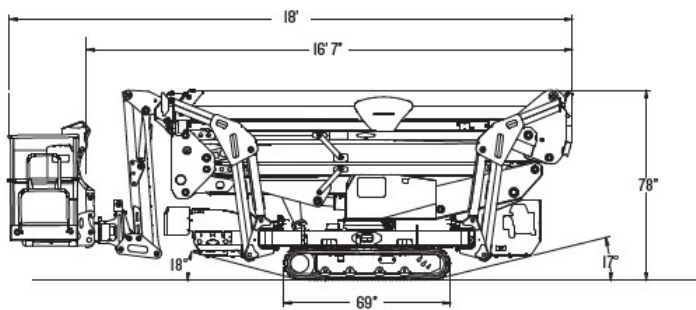
\*Technical specifications are non-binding, in some cases are approximate, and are subject to change.





## DIAGRAMS

\*Measurements are in feet and inches







## GALLERY

