

**RoboMIDI** 60HP



**ENERGREEN**<sup>®</sup> *America*  
Professional Machines 

REMOTE  
CONTROLLED  
TOOL  
CARRIER

55° SLOPE



REMOTE CONTROLLED  
TOOL CARRIER





# ROBOMIDI

*Robo***MIDI**  
60HP

## New Remote Controlled Tool Carrier

RoboMIDI is a remote-controlled tool-carrier able to work in the narrowest areas, on slopes up to 55° or where the access is very difficult.

Equipped with a 60 HP EPA Tier 4f diesel engine and two double effect hydraulic functions it can carry various tools like a flail head, a forestry head, a stump grinder, a bucket etc.

RoboMIDI, thanks to its power, efficiency, reliability and strength, is completely different from other remote-controlled machines.



WORKING RANGE 492 FT



# STRENGTHS

## RoboMIDI 60HP



## STRENGTHS



### Safety and Comfort

- Radio controlled machine
- Operator recommended safety zone
- Emergency button on the remote control
- Excellent maneuverability
- Easy to use and carry



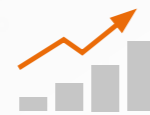
### Working on steep slopes

- Excellent traction in all directions up to 55°
- New track design with large bearing surface
- Special oil sump
- Low center of gravity



### Multifunction

- Multiple tools available
- Road and river maintenance
- Green maintenance and forestry work
- Agriculture and industry service
- Winter road service



### Productivity

- Engine 60 HP EPA Tier 4f
- Quick change of attachment
- Fast execution of work
- Reduced consumption
- Maneuverability on all surfaces







OPERATOR  
IN SAFETY  
ZONE

# REMOTE CONTROLLED

## RoboMIDI is Safety

RoboMIDI is a remote-controlled machine, able to be operated safely in dangerous areas, with slopes up to 55° in any direction.

The exceptional stability of the machine is given by a low center of gravity, a special oil sump and rubber or steel tracks for excellent traction.

The safety of the operator is one of our goals: the use of the remote control with up to 492 ft range avoids several work risks to the operator such as noise, vibrations, exposure to exhaust materials, etc.

*Robo***MIDI**  
60HP

THE REMOTE CONTROL  
IS LIGHTWEIGHT, INTUITIVE,  
AND EASY TO MASTER

EMERGENCY  
BUTTON



492 FT



## RoboMIDI 60HP



### QUALITY COMPONENTS ✓

RoboMIDI is built with an ultra-resistant steel to ensure a long lifetime; all the components are tested and certified to ensure the maximum reliability and safety.

- Engine tested by the producer with a remarkable reputation for reliability.
- Remote-control technology developed by a team of specialized experts.
- Powerful and efficient engine, ideal for steep slopes.
- Engine crankcase designed to ensure the oil, even on steep slopes.
- Double roll bar integrated into the frame to ensure protection of the machine.
- Independent cooling system of the hydraulic system to optimize the performances.
- Flat bottom frame to protect the under carriage.
- Fully enclosed body panels to keep out grass and debris.
- Front lifter with quick attachment mounting system.

Born to satisfy the most difficult needs, RoboMIDI can easily be defined as a remote-controlled grass cutting machine with power and performances comparable to a traditional grass cutting boom for tractors. These essential features distinguish this machine from any other grass cutter robot: **power, reliability, strength and high efficiency.**



60 HP YANMAR ENGINE  
EPA TIER 4F




THE BEST COMPONENTS



FREXXAIRE® SELF-CLEANING REVERSIBLE FAN

RoboMIDI is equipped with the self-cleaning reversible fan FLEXXAIRE® to increase productivity and fuel saving.





LED LIGHTS



# WORK ON SLOPES

## Working on steep slopes up to 55°


The special design of the tracks and its tensioning system makes **RoboMIDI** a safe machine for working on slopes up to 55° in any direction: hill and mountain areas, slopes, embankments, and in all those places where the adherence is very low and where a machine for high slopes is required.



LOWERED CENTER OF GRAVITY



**RoboMIDI**



LOWERED CENTER OF GRAVITY

55°





**Track profile with the largest contact surface and smallest specific weight on the ground**

**OPTION A**

**SUPER RUBBER TRACKS**

**IDEAL FOR FORESTRY WORKS OR AREAS WITH DENSE VEGETATION**

- 12" of width
- Wide supporting surface with consequent less weight per sq inch
- Work on sloping areas up to 55°

**OPTION B**

**STEEL TRACKS**

**IDEAL TRACKS FOR ROCKY OR WET SURFACES**

- 10" of width
- Excellent adherence to the ground
- Work on sloping areas up to 55°

**COGWHEEL OF THE TRACK IN TEMPERED STEEL**

**LARGEST CONTACT SURFACE ON THE GROUND**

**TRACK TENSIONER WITH SAFETY SPRING**



# MULTIFUNCTION



## The suitable tool for every work

RoboMIDI is a technologically advanced machine that responds to the current needs of safety and performances required by the market.

Energreen, with its range of Robo machines, wants to change the traditional concept of grass cutting and other kinds of works, creating a remote-controlled machine, that can mow where previously there was only the possibility to use hand brush cutters; this represents a new frontier of use, where the safety of the operators is put first.

RoboMIDI is certainly faster than the traditional way of mowing; it allows to optimize the work in the most different working environments.



HEAD 155  
MULCHER HEAD



FORESTRY 140 H' / T''  
FORESTRY HEAD



STUMP GRINDER



WINCH




TRENCHER



SNOW BLOWER



FORESTRY WINCH




BIO-SHREDDER  
CHIPPER





STANDARD



CONNECTION  
LEVER



ATTACHMENT  
PIN



SAFETY  
LEVER



## Quick Attachment

RoboMIDI is a remote-controlled tool-carrier equipped with a dedicated lifter which allows a quick-change system, making the work easier and multifunction.



OPTIONAL



## Strong radiator protection

RoboMIDI can be equipped with a rear steel protection for the radiator (optional). It is a solid structure made up of metal tubes and plates designed to limit damages in case of collision. The structure is handy and easy to open, making everyday maintenance much easier, thanks also to the possibility of lifting it and have an easy access to the radiator.



# TECHNICAL DATA



Command board with 4.3" color display



Front lifter with quick attachments with safety lever (A)



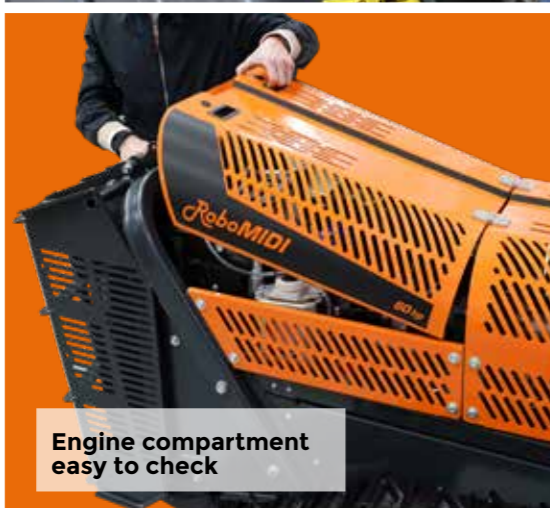
Led lights



Hydraulic tension of the tracks




60 HP Yanmar engine EPA Tier 4f



Engine compartment easy to check



Steel air filter protection



Double roll bar integrated into the frame



\* Super rubber tracks  
\*\* Steel tracks

## RoboMIDI

Maximum slope	55°
Transmission	Hydrostatic
Low range speed	0 - 1.86 mph
High range speed	0 - 3.72 mph
Machine weight with steel tracks	3792 lbs
Weight with super rubber tracks	3615 lbs

## ENGINE

Brand	Yanmar
Type	4 Cylinders Diesel
Power	60 HP (44,7 kW) EPA Tier 4f
Fuel tank capacity	8 gal
Working RPM	2700 rpm

## REMOTE CONTROL

Brand	Autec
Radio frequency	915 Mhz
Working range	492 ft
Joystick	Proportional
Battery (Li-Ion)	Rechargeable

REMOTE CONTROL CASE standard



## OPTIONAL




CEJN quick hydraulic couplings



Steel radiator protection



Led light



Led flashing beacon

Technical and construction specifications may be subject to change without prior notice.





*RoboMIDI*

f y i in ENERGREENAMERICA.COM



# REMOTE CONTROLLED TOOL CARRIER



Local dealership



ENERGREEN America · 227 Trade Ct. · Aiken · SC 29805 · USA  
Phone 470 989 2600 · info@energgreenamerica.com  
www.energgreenamerica.com

PROFESSIONAL MACHINES AND ATTACHMENTS



ELUSD1900105-0124 - © Energgreen America 2024 - All rights reserved  
Photo, technical and constructive characteristics subjected to modification without reporting requirement.