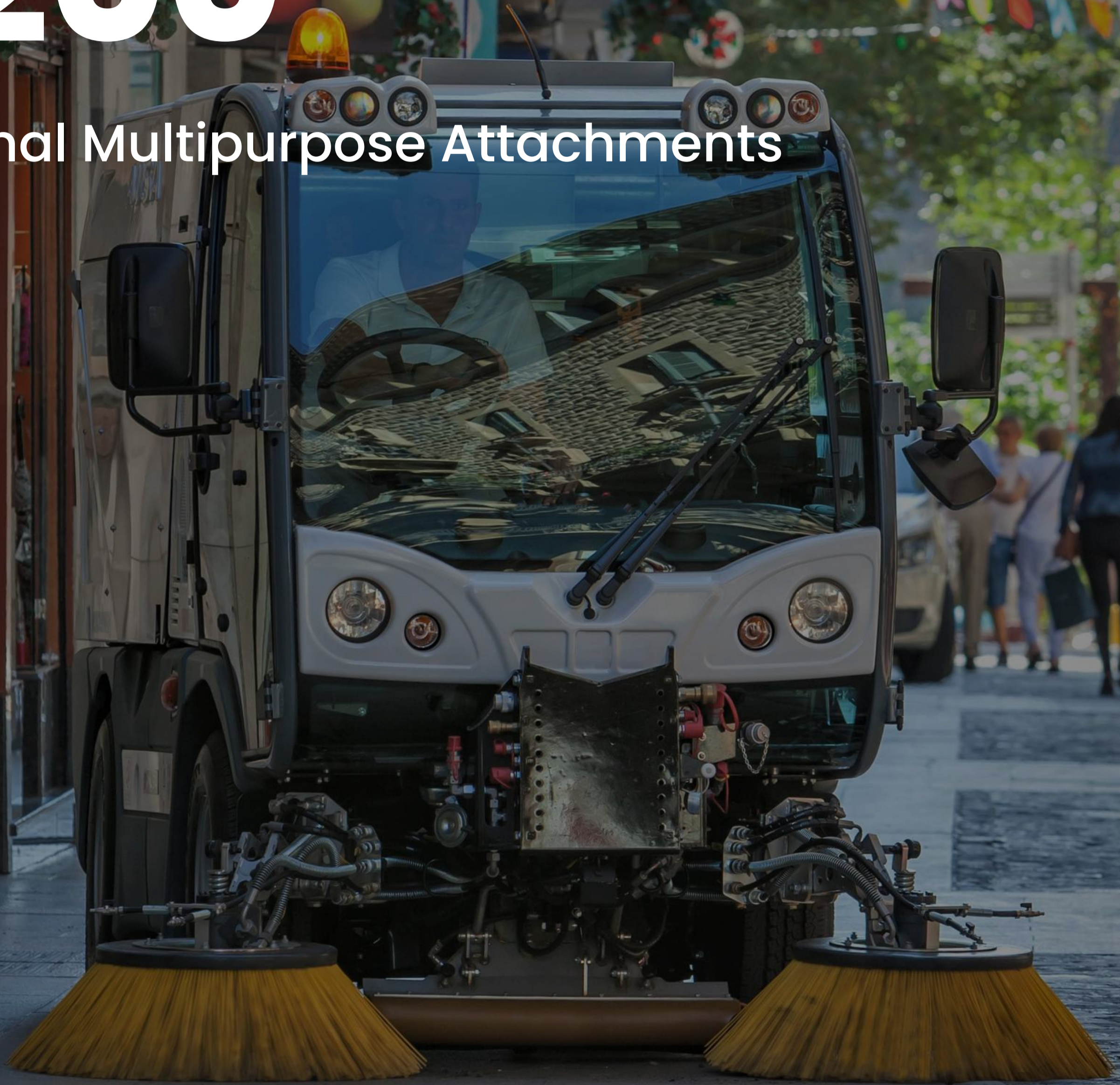


Vacuum Sweeper

# B200

Optional Multipurpose Attachments



awarded contract vendor

[www.excelwayusa.com](http://www.excelwayusa.com)

Technical specs are subject to change without prior notice



# The ultimate compact sweeper

B200 is a truly unique machine: exceptional suction power, robust, reliable, ready to take on your most challenging litter/debris pick-up operations.

Choose between 2 or 3 brooms, 2 or 4-wheel drive, retractable wander hose, pressure washer gun, and many other available options for superior functionality, operator comfort, and safety.



In short, B200 offers the possibility of creating a truly personalized, outstanding sweeper to meet your unique requirements – and that's only half the story:

B200 can also be a 100% cargo bed, snowplow, snow broom, salt spreader, washer bar, and more.


The unique, B200 patented iLink system allows you to quickly transform your sweeper into a true, multiservice year-round workhorse.

Imagine the possibility of having a reduced fleet while maintaining all your cleaning and maintenance capabilities. Imagine the eco efficiency gains, and cost savings too.

This is what the B200 can do – for you.



# A truly unique machine



**B200-S** (sweeper only) and **B200-M** (sweeper with multipurpose attachments) is the ONLY compact vehicle in its category that is built in North America. This very important advantage means: a competitively priced machine with lower delivery costs than overseas models, reduced risk of unexpected delays / damage while in transit, quicker turnaround time from our factory, local representatives, and dealers - and less costly parts and consumables for the lifetime of the machine.

Contrary to other similar models, B200-M is a 100% performance sweeper, with attachments that also have 100% performance capability. In other words, your B200 will snowplow, snow broom, salt spread, wash, just as well as the dedicated equipment you are currently using to accomplish these different tasks. B200 will get the job done, and successfully replace many vehicles in your fleet - or give you new possibilities without increasing fleet count.





# B200-S key attributes




- Only 52 in. wide (1320 mm) x 79 in. tall (2006 mm) – ideal for tight-space areas, off-road applications, parking decks, and more;
- Hopper capacity 2.6 cu yd. (2 M<sup>3</sup>) with payload 3,300 lbs (1500 kg) and container tipping height 62 in. (1580 mm);
- Optional 3rd broom – can be a weed brush;
- Sweeping path up to 98 in. (2500 mm);
- Unique, anti-breaking system for the brushes;
- Patented stainless steel vacuum head allows collection of larger-size debris without any action from the driver;
- Machine can vacuum litter while in reverse mode;
- Spacious, comfortable cabin with large glass windows provide excellent visibility;
- Direct view of both the vacuum head and hopper from inside the cab;
- Complete street legal lighting package;
- Optional retractable wand hose and pressure washer gun for additional cleaning;



# B200-S key attributes

- Reliable, 55kw (75 HP) DEUTZ Stage V - Tier 4 engine;
- No DEF required for less parts and maintenance;
- Fuel saving Eco-Mode system reduces consumption;
- Two transmission options: 2WD and 4WD;
- Maximum speed: 25 mph / 15.5 mph (40 km/h / 25 km/h);
- Arrow-shaped chassis for better maneuverability, suspension, and operator comfort;
- 4-wheel steer offers external turning radius of only 106 in. (2700 mm);
- Integrated diagnostics menu for quick and simplified troubleshooting;
- B200 lifespan 10-to-12 years;
- OEM parts shipped within 48 hours;
- No CDL required to operate.




To request a quote [www.excelwayusa.com](http://www.excelwayusa.com)  
Models - B200 - request a quote



# B200-M attachments

B200-M is a truly outstanding 4WD road cleaning and maintenance vehicle that can be used throughout the year. With its unique, patented iLink system, the machine immediately recognizes any attachment being connected to it.



This quick and easy install makes B200-M one of the fastest plug-and-play compact sweeper/multiuse vehicles on the market. Available attachments include the following:



Aluminium cargo bed with trilateral tipping (left, right, rear) | 72.5" x 51.2" x 16.5" (1840 x 1300 x 420 mm)



Street washer | plastic water tank capacity 528 gal. (2000 L) | 3 section swivelling telescopic spraying bar | width from 51" to 98" (1300 to 2500 mm)



# B200-M attachments



Pole with extended pressure washer gun | range up to 270° | length up to 49' (15 m)



Salt spreader | hydraulic powered | capacity 1.7 cu yd. (1.3 m<sup>3</sup>)



Snow broom | 59" (1500 mm) with hydraulic lifting plate



Snowplow | blade 59" (1500 mm) | hydraulic swivel | with attachment plate

To request a quote [www.excelwayusa.com](http://www.excelwayusa.com)  
Models - B200 - request a quote



# B200 is specifically designed for a multitude of road, and off-road applications such as

- Bike & pedestrian lanes
- Parking lots
- Sidewalks
- Alleys
- Pathways
- Alongside buildings
- Public markets
- Construction sites



## B200 is the ideal compact sweeper / multiuse vehicle for

- Cities and municipalities
- Outdoor cleaning contractors
- Industrial property mgmt companies
- Commercial property mgmt companies
- Airports & seaports
- Transit authorities
- Healthcare services
- Shopping malls
- Educational & sports facilities
- Manufacturing facilities
- Distribution centers
- Amusement parks and casinos
- Military
- Correctional facilities







# Excelway® B200

## Data & Performance Information

### GENERAL

<b>Maximum total weight (GWVR)</b>	11023 lbs (5000 kg)
<b>Payload</b>	3300 lbs (1500 kg)
<b>Height</b>	79 in. (2006 mm)
<b>Width</b>	52 in. (1320 mm)
<b>Wheelbase</b>	6.24 ft. (1900 mm)
<b>Total length including brushes</b>	13.7 ft. (4195 mm)

### ENGINE

<b>Type</b>	DEUTZ TCD 2.2 - Stage V Tier 4
<b>Cylinders</b>	3 cylinders
<b>Gross rated power</b>	55kw (75 HP) at 2600 rpm
<b>Cooling</b>	Water-cooled
<b>Weight</b>	591 lbs (268 kg)

### POWER TRAIN

<b>Maximum driving speed</b>	25 mph / 15.5 mph (40 km/h / 25 km/h)
<b>Transmission</b>	Hydrostatic
<b>Gradability</b>	27%
<b>Tires</b>	225/70 R15

### BRAKING SYSTEM

<b>Hydraulic supported brakes</b>	Yes
<b>Front axle</b>	Disc brakes
<b>Rear axle</b>	Drum brakes
<b>Parking brake</b>	Hydraulic (negative type) on rear axle

### FUEL TANK

<b>Diesel - material</b>	HDPE HEXELL UR 6093
<b>Diesel - volume</b>	15.8 gal. (60 L)

### HYDRAULIC TANK

<b>Mutual tank for all hydraulic circuits</b>	Yes
<b>Tank volume</b>	12 gal. (46 L)

### WASTE HOPPER

<b>Gross volume</b>	2.6 cu yd. (2 m3)
<b>Material</b>	Stainless steel
<b>Tipping height</b>	62 in. (1580 mm)
<b>Recycling water tank</b>	26 gal. (100 L)
<b>Clean water tank</b>	79 gal. (300 L)
<b>Water to be filled into hopper</b>	45 gal. (170 L)

### SWEeper / VACUUM HEAD

<b>Independent brush movement controls</b>	Yes (not with 3rd brush)
<b>Variable brush pressure</b>	Yes
<b>Sprinklers per brush</b>	2
<b>Width of suction mouth</b>	30 in. (765 mm)
<b>Height of suction mouth</b>	5.5 in (140 mm)
<b>Big dirt flap hydraulically opened from cabin</b>	Yes

### BRUSHES

<b>Diameter</b>	33.5 in. (850 mm)
<b>Backwards sweeping possible</b>	Yes
<b>Maximum rotation of brushes</b>	120 rpm

### 3RD BRUSH

<b>Diameter</b>	33.5 in. (850 mm)
<b>Maximum rotation of brushes</b>	60 rpm

### CABIN

<b>Seats</b>	2
<b>Air conditioning</b>	Optional
<b>Heating and ventilation system</b>	Yes
<b>Sun shades / sliding windows</b>	Yes
<b>Window in bottom for view on brushes and suction mouth</b>	Yes
<b>Rearview camera with color monitor</b>	Optional
<b>Suction mouth camera</b>	Optional
<b>Cruise control</b>	Yes

### SAFETY

<b>Complete road lighting package</b>	Yes
<b>Audible back-up warning signal</b>	Yes
<b>Warning signal for open hopper</b>	Yes

### RETRACTABLE WANDER HOSE

<b>Diameter</b>	5 in. (125 mm)
<b>Length</b>	14.8 ft. (4.5 m)

### PRESSURE WASHER GUN

20 ft. (6 m) retractable hose
3.3 gal./min (12.5 L/min) 2175 psi (150 bar)





Proud manufacturer of the Excelway product line

**Telephone:**

- 1-855-651-0444 (toll free - US/Canada)
- 1-450-651-0444 (international)

**Fax:** 450-651-0447

**Email:** [info@exprolink.com](mailto:info@exprolink.com)

**Address:** 2170 rue de la Province, Longueuil QC, Canada J4G 1R7

**Website:** [www.excelwayusa.com](http://www.excelwayusa.com)

**Sourcewell (US) and Canoe (Canada) contract vendor number:** 093021-EXP