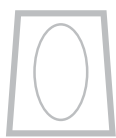




Accessories
Conventional
Smoke Detectors



AV



BEAM



CO



HVAC



SPOT



MODULES



RELAYS





Take Smoke Detection to a **New Level**

Installation Ease. Intelligence. Instant Inspection. These are the guiding principles of System Sensor's i³ Series photoelectric smoke detectors. Designed to take conventional smoke detectors to a new level, these principles translate directly into significantly lower installation, testing, and maintenance costs.

Installation Ease

Because of its plug-in design, installing i³ is quick and simple. Efficient wire management and pre-wiring capabilities slash installation time. To complete the installation, simply Stop-Drop 'N Lock™ the head onto the base.

Intelligence

The i³ Series offers intelligence through drift compensation and smoothing algorithms to reduce unnecessary maintenance calls. And when a 2-wire i³ detector needs cleaning, its remote maintenance signal lets you know.

Instant Inspection

Green and red LEDs make status indication more intuitive on the i³ detector. And with the i³ reader, detector sensitivity measurement is precise and complete within seconds. Both features reduce inspection time to an instant.

Simply put, the i³ Series' principles translate into lower installation, testing, and maintenance costs.



2WTA-B
i³ Series Smoke Detector
with Sounder

40%

Residential fire deaths that occur
with no smoke detection.

Features and Benefits

The i³ Series now features a complete line of smoke detectors. Standard, Sounder, Auxiliary Form C Relay, and Isolated Thermal – the choice is yours.

Standard

Most applications call for a standard detector. Whether the installation is an office building, retail establishment, hotel, or residence, the i³ Series installs easily, reduces nuisance calls, and dramatically reduces inspection and scheduled maintenance costs.

Sounder

Should the application require an audible output, the i³ Series now offers two- and four-wire sounder models. Ideal for residential applications, these units generate an 85 dBA temporal 3 tone and can easily be synchronized with the i³ reversing relay/synchronization module.

Auxiliary Form C Relay

When controlling auxiliary functions such as elevator recall or door closure, the i³ Series offers both two- and four-wire Form C relay models, available either with or without an integral sounder.

Isolated Thermal

To differentiate between a local and a general alarm, the i³ line offers an isolated thermal model. Ideal for dormitories, retirement facilities, and lofts, this four-wire model initiates a local alarm when smoke is detected and a general alarm when the thermal sensor is activated.

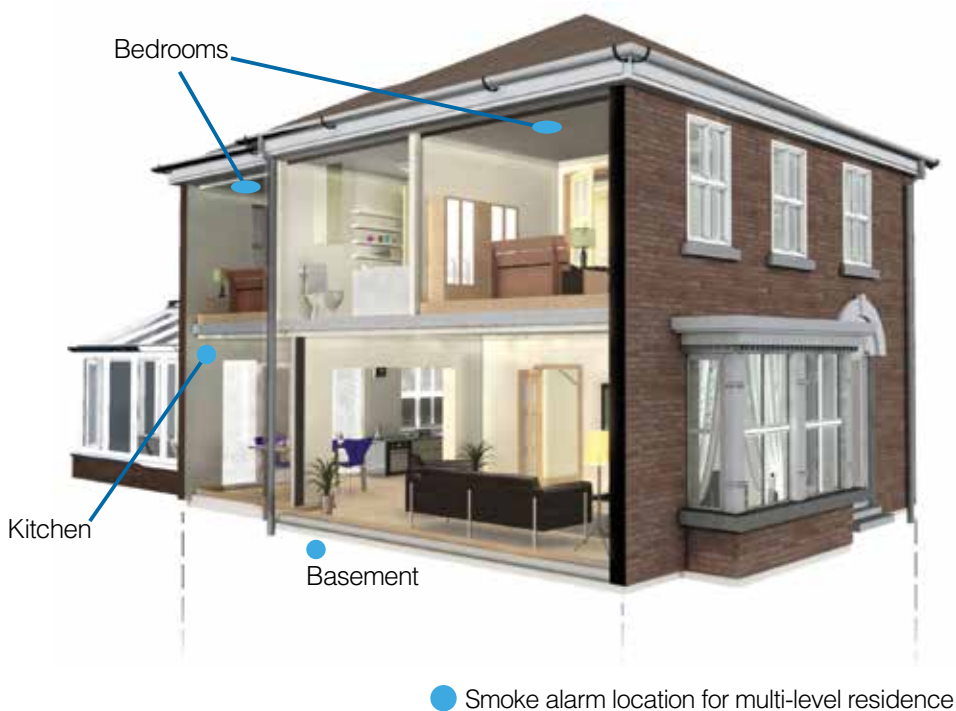


Smoke Detector Placement



Where to Install

- On every level of the home, including basements
- In every bedroom
- Outside each separate dwelling unit sleeping area, within 21 feet of any door to a sleeping room
- If wall mounted, not farther than 12 inches from the adjoining ceiling surface
- Do not install within 10 feet of a fixed cooking appliance. Use a photoelectric or ionization (with a silencing button) between 10 feet and 20 feet of a fixed cooking appliance
- Where required by other governing laws, codes, or standards



Note: Refer to NFPA 72 and consult your AHJ for proper smoke detector placement and spacing based on the intended application.

Additional Resources

Document Center

To access the full document library for i³ and other products, visit the Document Center on systemsensor.com.

You will find brochures, data sheets, product manuals, engineering specs, FAQs, CAD drawings, application guides, case studies, and more.

Training Center

To access training, seminars, and webinars for i³ and other products visit:

systemsensor.com/training

systemsensor.com/seminars

systemsensor.com/webinars

Video Library

To access product training and other videos, visit systemsensor.com/videos



i³ Series Smoke Detectors



Features

System Sensor i³ series smoke detectors represent significant advancement in conventional smoke detection. The i³ family is founded on three principles: installation ease, intelligence, and instant inspection.

- Plug-in detector line, mounting base included
- Large wire entry port
- In-line terminals with SEMS screws
- Mounts to octagonal and single-gang back boxes, 4-square back boxes, or direct to wall or ceiling
- Stop-Drop 'N Lock attachment to base
- Removable detector cover and chamber
- Built-in remote maintenance signaling
- Drift compensation and smoothing algorithms
- Simplified sensitivity measurement
- Wide-angle, dual-color LED indication
- Loop testing via EZ Walk feature
- Built-in test switch

i³ Series Detectors

2W-B	2-wire Standard i3 Detector
2WT-B	2-wire Standard i3 Detector with Fixed 135° Thermal Sensor
2WTA-B	2-wire i ³ Detector with Fixed 135° Thermal Sensor and Sounder
2WTR-B	2-wire i ³ Detector with Fixed 135° Thermal Sensor and Form C Relay
4W-B	4-wire Standard i ³ Detector
4WT-B	4-wire Standard i ³ Detector with Fixed 135° Thermal Sensor
4WTA-B	4-wire i ³ Detector with Fixed 135° Thermal Sensor and Sounder
4WTR-B	4-wire i ³ Detector with Fixed 135° Thermal Sensor and Form C Relay
4WTAR-B	4-wire i ³ Detector with Fixed 135° Thermal Sensor, Sounder and Form C Relay
4WITAR-B	4-wire i ³ Detector with Isolated Thermal Sensor, Sounder and Form C Relay



i³ Series Accessories

i³ Series Accessories

SENS-RDR	i ³ Sensitivity Reader
MOD2W	i ³ 2-Wire Loop Test/Maintenance Module
RRS-MOD	i ³ Reversing Relay/Synchronization Module
RT	i ³ Removal Tool
A77-AB2	i ³ Retrofit Adapter Ring



SENS-RDR
i³ Sensitivity Reader



MOD2W
i³ 2-Wire Loop Test/Maintenance Module
(Pictured with and without cover)



SPOT



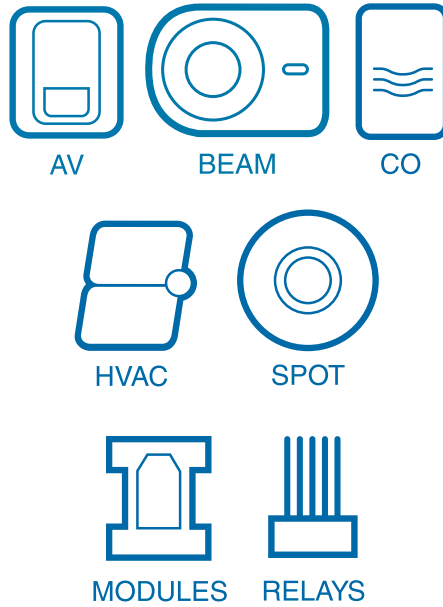
MODULES

i³ Series Smoke Detectors are compatible with **i⁴ Modules**

The i⁴ Interface Module is compatible with System Sensor i³ Series Smoke Detectors with thermal sensor and built-in sounders. This allows for easy retrofitting a combination CO/Smoke solution into existing i³ installations and delivers greater flexibility for new installations.

i⁴ Series Interface Modules

COSMOD2W	2-wire interface and reversing relay module (Compatible with 2WTA-B)
COSMOD4W	4-wire interface and reversing relay module (Compatible with 4WTA-B)



Founded in 1984, System Sensor is a global manufacturer of fire and life safety devices, specializing in smoke detection, carbon monoxide detection, and notification technology. System Sensor develops products for real-world applications worldwide. With sales, service, and manufacturing facilities throughout the Americas, Europe, and Asia, System Sensor places a premium on research and development to provide the most reliable, innovative, and comprehensive line of products in the industry.

