

75i

46kV Insulated
Tracked Lift/Truck Mountable

Technical Specifications

Performance

Maximum working height.....	75'
Maximum lateral reach.....	32' 10"
Maximum basket capacity.....	400 lbs
Turret rotation range.....	400° (non-cont)
Basket rotation range.....	+/- 90°
Maximum slope to stabilize (deployment).....	32° (62%)
Width tracks adjustment.....	35" - 50"
Maximum slope approach angle (front, basket).....	14° (25%)
Maximum slope approach angle (rear, turret).....	17° (30%)
Gradeability -- max. travel angle / slope*.....	19° (34%)
Max. cross-slope travel.....	19° (34%)
Maximum crawler travel speed.....	0 - 1.5 ft/s

Dimensions

Basket height.....	43"
Basket width.....	24"
Basket length.....	24"
Total length (w/ basket rotated).....	23' 8"
Height in transport position (tracks retracted).....	78"
Height in transport position (tracks extended).....	84"
Total width.....	35"
Total width (with tracks extended).....	54"
Max. undercarriage ground clearance.....	15"
Tracks (LxW).....	79" x 10"
Outrigger spread in wide wide position.....	16' 3" x 18' 5"
Outrigger spread in short-jack position one side.....	13' 4" x 23'
Outrigger spread in narrow narrow position.....	9' 6" x 23'
Outrigger foot diameter.....	7"

Weight

Total weight.....	8,664 lbs
Maximum outrigger foot pressure.....	128.43 lb/in ²
Maximum pressure in work.....	35.51 lb/ft ²
Maximum pressure in work one side narrow.....	38.42 lb/ft ²
Maximum pressure in work narrow setup.....	45.95 lb/ft ²

Power

Kubota 3-Cylinder D902 diesel engine.....	21.6 HP
---	---------



CMC

NORTH AMERICA

STANDARD FEATURES

- Radio remote controls with full color LED display with error code display and machine status diagnosis
- Smooth proportional controls
- 180° Basket rotation
- Automatic chassis self-leveling
- Truck self-loading function
- Multiple outrigger set-up configurations
- Fast operating boom speeds
- Protective outrigger piston covers
- Vertically/horizontally adjustable track drive system with up to 15" of ground clearance
- Triple speed for tracks
- Kubota D902 diesel engine
- 10.5 Gallon diesel fuel tank
- 1-2-3 Year limited warranty

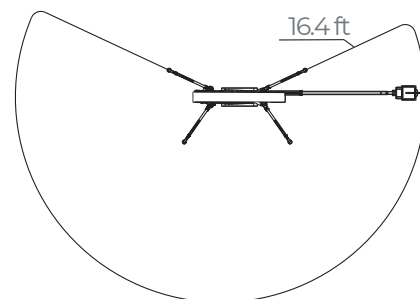
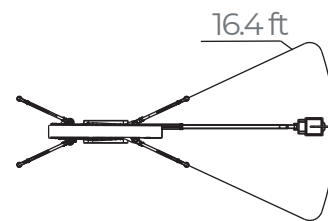
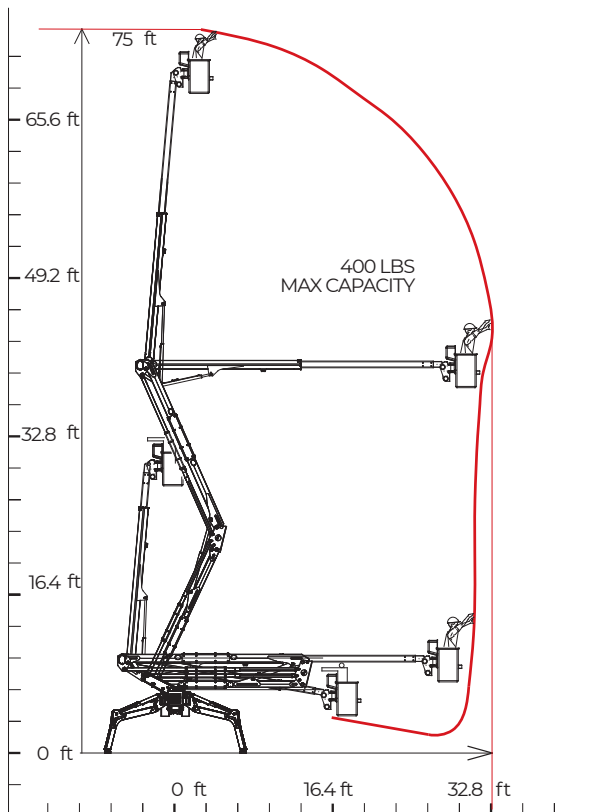
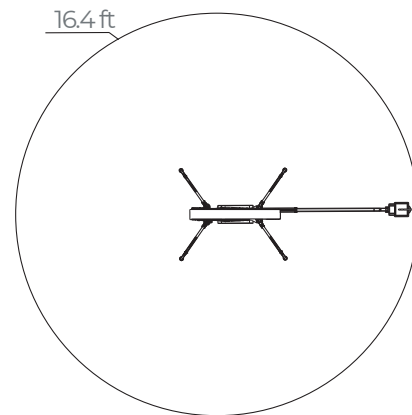
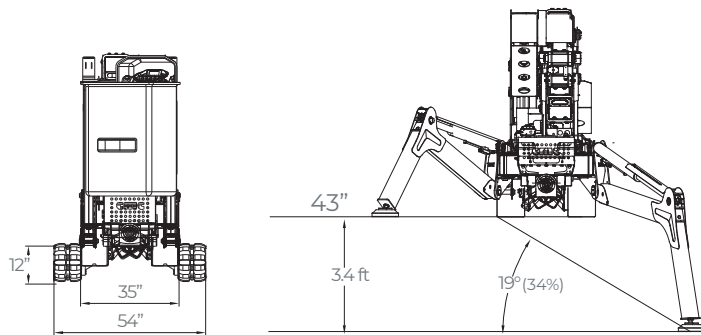
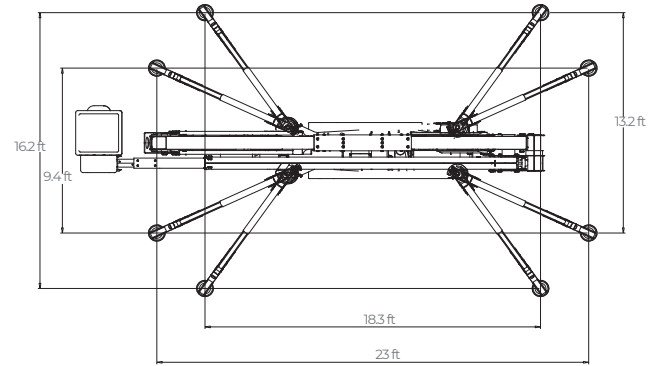
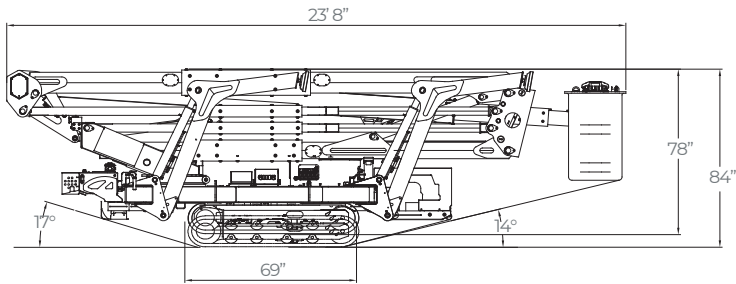


*Technical specifications are non-binding, in some cases are approximate, and are subject to change.



Diagrams

*Measurements are in feet and inches



*Technical specifications are non-binding, in some cases are approximate, and are subject to change.