



CMC50L



AERIAL | STANDARD

- 50' Working height
- Up to 23' lateral reach
- Single section lower boom (pantograph)
- Triple telescopic upper boom
- 90° Independently articulating jib
- 356° non-continuous boom rotation
- Fixed platform control station



OUTRIGGERS | STANDARD

- Direct hydraulic outrigger leveling
- Outrigger feet with anti-slip polymeric blend for security and insulation
- Four (4) specially designed sliding outrigger pads
- Heavy-duty outrigger piston protective covers
- Safety switches are in a protected position
- Double lock valves



CHASSIS | STANDARD

- Hydraulic motor track drive
- Fully proportional track drive, with two speeds
- Wired remote control for driving the tracks
- High quality rubber tracks
- Ability to replace tracks while the machine is stabilized
- Emergency hand pump
- Engine protection with easy access for routine maintenance
- Hydraulic tank sight gauge



TRACKS | STANDARD

- Hydraulically horizontally adjustable tracks
- Ability to raise basket & jib up out of the way while driving the tracks



POWER | STANDARD

- Honda GX 390 gasoline engine
- 12V Battery backup electric pump (intermittently use the 12V battery to operate all functions)



PLATFORM | STANDARD

- Removable two man aluminum basket with rounded outer corners for better versatility. Size is 55" long x 27.5" wide x 43.3" high. Optional: single man basket (31.5" L x 23.6" W x 43.3" H) in lieu of the two man basket at no charge.
- Ability to raise basket & jib up out of the way while driving the tracks
- "Dead-man" safety foot-pedal



OTHER | STANDARD

- 1 & 3 years warranty. 1 yr "bumper to bumper" and 3 yrs on certain components. Unlimited use hours.
- Detailed owners maintenance and use manual, including parts and service diagrams
- One (1) Fall arrest safety harness
- 2 sets of keys





CHASSIS | OPTIONAL

- Travel alarm
- Warning light
- 1 Custom paint color: Choice of more than 200 colors. *No florescent or metallic colors*
- 2 Custom paint colors: Choice of more than 200 colors. *No fluorescent or metallic colors*



TRACKS | OPTIONAL

- Non-marking grey tracks (replaces the standard black tracks)
- Track socks



POWER | OPTIONAL

- Honda iGX390 gasoline engine (replaces the Honda gasoline engine GX390) air-cooled 4-stroke OHV, 11.7 HP @ 3,600 rpm
- Kubota Diesel Z482 (replaces the Honda gasoline engine)
- Full lithium battery power (160A 48V) with built in electric charger (replaces Honda gasoline engine). We strongly recommend that you pair this with option 0000110
- Auxiliary 120V 20A plug in electric motor with charger for 12V battery. This is not a battery system. With this system, you can plug the machine in and use it on 100% AC electric power. This is in addition to the combustion engine
- Double electric auxiliary power 120V



PLATFORM | OPTIONAL

- High pressure air/water hoses routed internally from the ground to the basket - 2900PSI
- 120V Electric outlet in basket with extension cord through the booms
- One-man fiberglass basket sized 31.5" L x 23.6" W x 43.3" H (replaces the standard aluminum two man basket)
- Two-man fiberglass basket sized 47.2" L x 23.6" W x 43.3" H (replaces the standard aluminum two man basket)
- Additional basket: Removable single man aluminum basket 31.5" L x 23.6" W x 43.3" H (this is in addition to the standard two man aluminum basket) basket support with wheels for easy handling is included
- Additional basket: Removable single man fiberglass basket 31.5" L x 23.6" W x 43.3" H (this is in addition to the standard two man aluminum basket) basket support with wheels for easy handling is included.
- Additional basket: Removable two man fiberglass basket 47.2" L x 23.6" W x 43.3" H (this is in addition to the standard two man aluminum basket) basket support with wheels for easy handling is included



OTHER | OPTIONAL


- Biodegradable hydraulic fluid (non-toxic, natural fluid. For extreme cold or sensitive locations)
- Ratchet straps (each. 4 are already included)
- Additional fall arrest aerial lift harness and lanyard kit including storage bag
- Double track drive speed (Honda engine only)
- Triple track drive speed (Kubota engine only)
- Inclinometer
- Specially designed outrigger pads (each)
- Set of 4 cavity outrigger pads
- Basket rotation (+/-90°)
- Basket weight scale
- Remote connection kit (All Access can connect to machine remotely if unsecured WiFi is shared with machine)
- Upgrade to 4.75 gallon fuel tank



LITHIUM ION BATTERIES



NON-MARKING TRACKS



HYDRAULIC TOOL OUTLET



CUSTOM PAINT COLORS





TECHNICAL SPECIFICATIONS

PERFORMANCE

Maximum working height	50'
Maximum side reach unrestricted	23'
Maximum weight load with standard basket	441 lbs
Moveable Jib articulating range	90°
Turret rotation range	+/-356° (non-continuous)
Basket rotation range	+/- 90°
Maximum slope to stabilize (deployment)	7° (12%)
Height / Width tracks adjustment	32" - 44"
Maximum slope approach angle / slope	13° (23%)
Gradeability -- max. travel angle / slope*	14° (25%)
Maximum crawler travel speed**	0 - 2.2ft/s

DIMENSIONS

Basket height (basket is removable, variations available)	43"
Basket width	27"
Basket length	48"
Total length	13' 4"
Length without basket	11' 2"
Height in transport position	78"
Total width (without basket)	32"
Free height from the ground	7"
Tracks (LxW)	48" x 7"
Outrigger spread length	8' 10"
Outrigger spread width	8' 10"
Outrigger foot diameter	7"

WEIGHT

Total weight	4,012 lbs
Maximum outrigger foot pressure	64.57 lb/in ²
Maximum track pressure	2.99 lb/in ²
Maximum pressure in travel	63.90 lb/ft ²
Maximum pressure in work	50.54 lb/ft ²

POWER

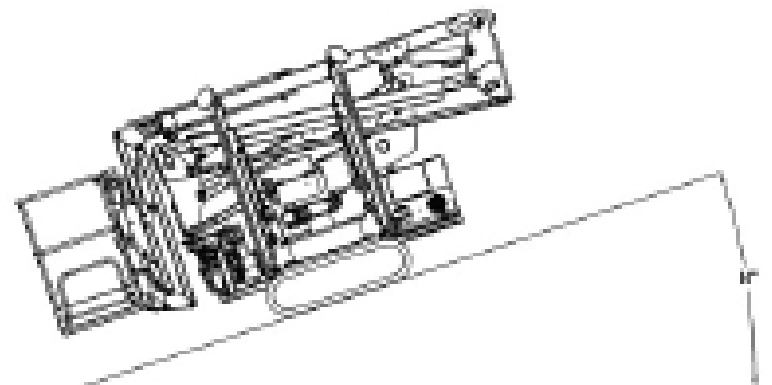
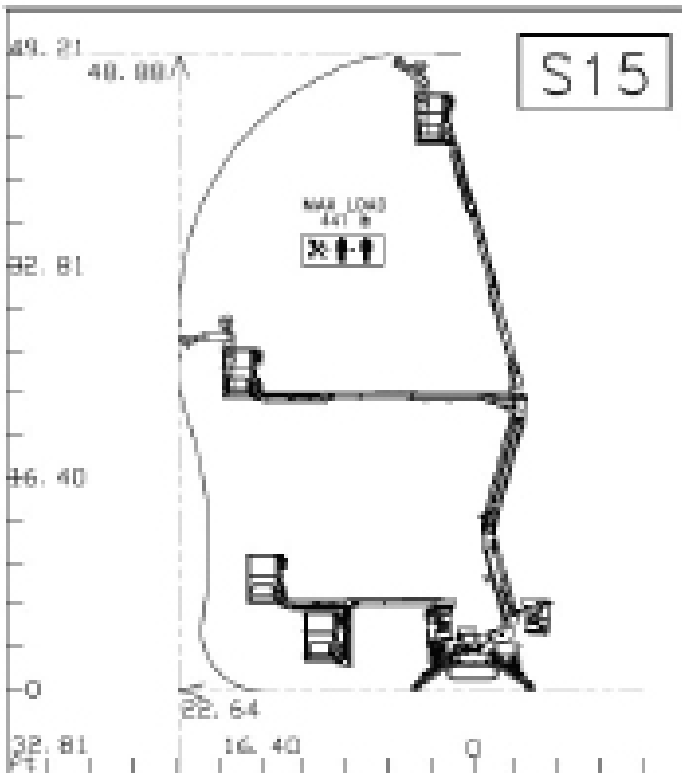
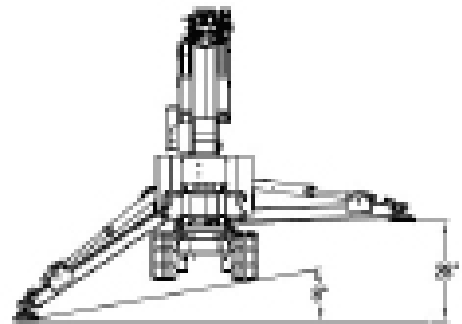
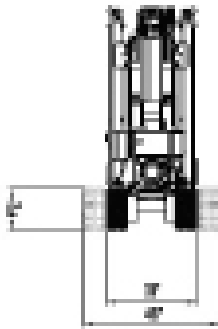
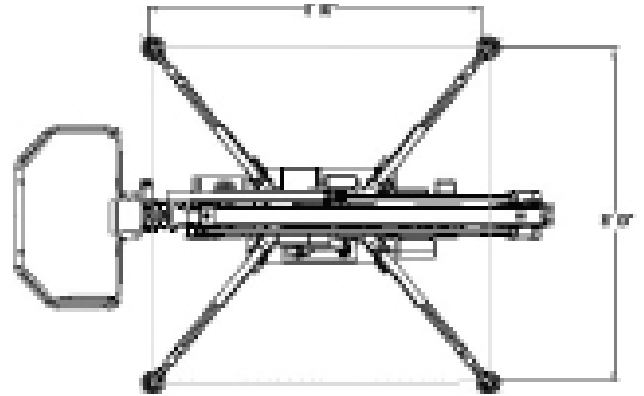
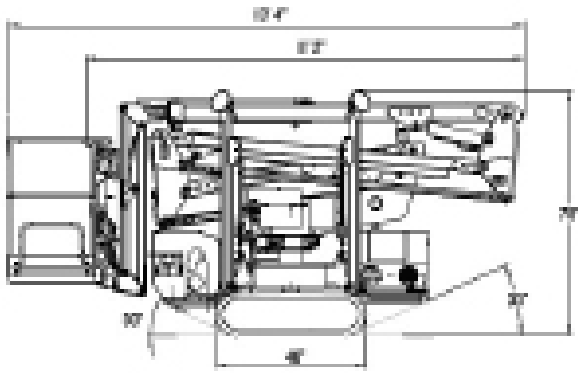
Honda GX390 gas engine	11.6 HP
120V 20A plug in electric motor (optional)	
Lithium ion batteries (optional)	

*Technical specifications are non-binding, in some cases are approximate, and are subject to change.



DIAGRAMS

*Measurements are in feet and inches



*Technical specifications are non-binding, in some cases are approximate, and are subject to change.



GALLERY

